

**Workers' Compensation Information System
(WCIS)**

**California EDI Implementation Guide
for First and Subsequent Reports
of Injury (FROI/SROI)**

Version ~~2.1~~ 3.0

February 2006 ~~January 2010~~

**(DATE TO BE INSERTED BY OAL – 12 MONTHS FOLLOWING APPROVAL
AND FILING WITH SECRETARY OF STATE)**



CALIFORNIA DEPARTMENT OF INDUSTRIAL RELATIONS
JOHN DUNCAN, ACTING DIRECTOR

DIVISION OF WORKERS' COMPENSATION
CARRIE NEVANS, CHIEF DEPUTY ADMINISTRATIVE DIRECTOR

~~February~~ January, 200610

Dear Claims Administrators:

Welcome to Electronic Data Interchange (EDI). The California Division of Workers' Compensation (DWC) is pleased to introduce its revised system for receiving workers' compensation claims data via EDI. This data will be integrated with ~~other~~ related industry data to make up our Workers' Compensation Information System, which ~~will~~ is becoming a rich resource for analyzing the performance of California's workers' compensation system.

This revised manual, the *California EDI Implementation Guide For First and Subsequent Reports of Injury*, is intended to be a primary resource for the organizations that ~~will become~~ comprise the Division's "trading partners" – claims administrators for California workers' compensation claims.

~~Some~~ Most reporting organizations already have substantial experience with EDI, and transmit data to workers' compensation agencies in many states. For them, this *Implementation Guide* can serve as a reference for California-specific protocols. While we have adhered to national EDI standards, California's implementation does have minor differences from other states' protocols.

The *Implementation Guide* also includes background information for organizations new to EDI. If your organization is just getting started, the "Overview of EDI" and the "Managers' Guide" are for you. You will also find numerous valuable resource materials.

This *Implementation Guide* will remain under development for some time. As both the Division and our EDI trading partners gain experience with California's EDI system, updates to the *Guide* will be posted on our Web site at <http://www.dir.ca.gov/dwc/wcis.htm>.

~~We~~ I hope that, if you are new to reporting via EDI, ~~the~~ your start-up of ~~EDI data~~ reporting in California will be as smooth and as painless as possible, both for the Division and for our EDI trading partners. DWC is dedicated to full, open communication as a cornerstone of a successful start-up process, and this *Implementation Guide* is a key element of that communication.

Sincerely,

CARRIE NEVANS

Acting Chief Deputy Administrative Director

Acknowledgements

~~This Implementation Guide was developed by the Research Unit, California Division of Workers' Compensation: Lisa Dasinger, Bill Ponicki, Melissa Gliatt, Benigno Diaz, Bonnie Cromartie, Marisa Pereira, Rosanna Choy, Yery Berger, and Jim Bellows, Research Manager. Jeff Snow and others at Celerity Technologies provided exhaustive technical advice, helping us clarify our EDI specifications.~~

~~We are grateful to the insightful project managers—Neil Maizlish and Linda Rudolph—who provided the original direction for California's Workers' Compensation Information System, and to the many other states—including Texas, Florida, and Kentucky—that granted us permission to reproduce material from their own implementation guides. We appreciate the support we received from Claimport (formerly Unicom Communication), especially in preparation of system test data.~~

~~We are especially grateful for the inspiration, dedication, and good humor provided by the late Harvey Shlasky, Senior Technical Lead during the early development of California's EDI system. He developed the architecture for our EDI processing system and the WCIS database, and deserves credit for whatever level of success the system enjoys. The rest of us are responsible for any shortcomings.~~

Acknowledgements for Version 2.1

~~The revised Implementation Guide 2.1 (IG) involved several individuals. They edited and corrected information to reflect the many changes that occurred since the last version and also the revised the WCIS system that was implemented July 1, 2004.~~

~~DWC Research Unit Manager Bill Kahley and Genet Daba went through the previous version to correct and clarify the document. Their effort was supplemented by the WCIS EDI staff--Damon Chen, Johnny Lee, and Elisema Cantu. Benny Gee modified the technical sections to reflect changes in technology.~~

~~Several IT staff, who worked on the design and development of the revised system, also contributed to this IG. They include:~~

~~Managers: Manny Ortiz, Jack Chu, and Dan Nishijima~~

~~Programmers: Jackie Chang, Marcel Zukerman, Elizabeth Nisperos, Dan Galperin, and Liza Dizon~~

~~DBA: Jeff Seeman~~

~~Project Coordinators: Rosanna Choy and Leo Alontave~~

Table of Contents

Welcome to Electronic Data Interchange (EDI).	i
--	----------

Section A: EDI in California – An Overview	1
---	----------

<u>EDI – Electronic Data Interchange</u>	<u>2</u>
<u>Benefits of EDI within Workers' Compensation</u>	<u>2</u>
<u>California's WCIS – the Workers' Compensation Information System</u>	<u>3</u>
<u>History</u>	<u>3</u>
<u>WCIS Data Collection</u>	<u>3</u>
<u>California EDI Requirements</u>	<u>4</u>
<u>Sending Data to the WCIS</u>	<u>5</u>
<u>The Five Step Process of EDI--From Testing to Production</u>	<u>7</u>
<u>Step 1: EDI Trading Partner Profile</u>	<u>7</u>
<u>Step 2: Testing</u>	<u>7</u>
<u>Step 3: Pilot</u>	<u>7</u>
<u>Step 4: Parallel (optional)</u>	<u>7</u>
<u>Step 5: Production</u>	<u>7</u>

Section B: Where to Get Help – Contacting WCIS and Other Information Resources	8
---	----------

<u>California Division of Workers' Compensation</u>	<u>9</u>
<u>Our Web Site</u>	<u>9</u>
<u>Your WCIS Contact Person</u>	<u>9</u>
<u>WCIS e-News</u>	<u>10</u>
<u>EDI Service Providers</u>	<u>10</u>
<u>I A I A B C</u>	<u>11</u>

Section C: Implementing EDI – A Managers' Guide	12
--	-----------

1. <u>Get to know the basic requirements</u>	<u>13</u>
2. <u>Assign responsibilities for implementing EDI</u>	<u>13</u>
3. <u>Decide whether to contract with an EDI service provider</u>	<u>13</u>
4. <u>If your organization will not use an EDI service provider, choose a file format and transmission mode for your data</u>	<u>14</u>
5. <u>Make sure your computer systems contain all the required data</u>	<u>14</u>
6. <u>Determine who will handle error messages sent by WCIS</u>	<u>14</u>
7. <u>Decide whether your organization could benefit by adding data edits</u>	<u>15</u>
8. <u>Install any software and communications services you will need</u>	<u>15</u>
9. <u>Test your system internally</u>	<u>16</u>

10.	<u>Move through the Test, Pilot and Parallel stages to reach the Production stage of EDI transmission.</u>	16
11.	<u>Evaluate the efficiency of your EDI system and consider future refinements.</u>	16

Section D: Authorizing Statutes – Labor Code sections 138.6 and 138.7...18

	<u>Labor Code section 138.6- Development of workers' compensation information system</u>	19
	<u>Labor Code section 138.7- "Individually identifiable information"; restricted access.</u>	20

Section E: Legal Authorities23

	<u>Pertinent WCIS Regulations</u>	24
	<u>Additional Regulations Related to Filing Employer's First Reports of Injury</u>	24
	<u>Letter from DIR regarding electronic filing</u>	24

Section F: Trading Partner Profile.....26

	<u>Who Should Complete the Trading Partner Profile?</u>	27
	<u>ELECTRONIC DATA INTERCHANGE TRADING PARTNER PROFILE</u>	28
	<u>INSTRUCTIONS FOR COMPLETING TRADING PARTNER PROFILE</u>	34

Section G: Test, Pilot, Parallel and Production Phases of EDI42

	<u>Step 1. Complete an EDI Trading Partner Profile</u>	43
	<u>Step 2. Complete the Test Phase</u>	46
	<u>Purpose</u>	46
	<u>Order of Testing</u>	46
	<u>Test Criteria</u>	47
	<u>Test Procedure</u>	47
	<u>Step 3. Complete the Pilot Phase</u>	50
	<u>Overview</u>	50
	<u>Purpose</u>	50
	<u>Data Quality Criteria</u>	51
	<u>Maintenance Type Codes Piloted</u>	52
	<u>Step 4. Parallel Procedure (Optional)</u>	53
	<u>Moving from Parallel to Production Status</u>	56
	<u>Step 5. Production</u>	56
	<u>Paper Reports</u>	56
	<u>Data Quality Requirements</u>	56
	<u>Data Quality Reports</u>	57
	<u>Trading Partner Profile</u>	57
	<u>WCIS PARALLEL BATCH IDENTIFICATION FORM</u>	58

Section H: File Formats and Supported Transactions63

Supported Transactions	64
Understanding ANSI and Flat Files.....	64
Section I: The FTP Transmission Mode	65
File Transfer Protocol (FTP)	62
Transmission Pathways	75
Section J: Events that Trigger Required EDI Reports	83
First Report of Injury.....	84
Subsequent Report of Injury	85
Annual Summary.....	86
Section K: Required Data Elements	87
WCIS Data Requirement Codes	88
Data Requirements for First Reports of Injury	89
FROI Conditional Rules and Implementation Notes	92
Data Requirements for Subsequent Report of Injury.....	95
SROI Conditional Rules and Implementation Notes.....	99
Section L: California-Specific Data Edits and Sorted Data Element Lists .	103
All Transactions.....	104
First Reports (FROIs).....	104
Subsequent Reports (SROIs)	105
FROI Data Elements, Sorted by Data Element Number (DN)	106
FROI Data Elements, Sorted Alphabetically	108
SROI Data Elements, Sorted By Data Element Number (DN)	110
SROI Data Elements, Sorted Alphabetically.....	111
Section M: System Specifications.....	113
Agency Claim Number/Jurisdiction Claim Number (JCN)	114
Changed or Corrected Data	114
Transaction Processing and Sequencing	115
General Rules	115
First Reports.....	116
First Report Transaction Sequencing Requirements Summary	116
Subsequent Reports	117
Transaction Sequencing Requirements for Subsequent Reports	119
Sequencing Rules	120
Related Business Rules	120
WCIS Matching Rules and Processes	121

<u>Acquired Claims</u>	<u>123</u>
Section N: Code Lists	124
<u>Nature of Injury Codes (DN35)</u>	<u>125</u>
<u>Part of Body Codes: FROI (DN36) and SROI (DN83)</u>	<u>127</u>
<u>Cause of Injury Codes (DN37)</u>	<u>130</u>
<u>Late Reason Codes (DN77)</u>	<u>132</u>
<u>Class Codes (DN59)</u>	<u>133</u>
<u>Payment Adjustment and Paid-to-Date (DN85 and DN95) Benefit Type Codes</u>	<u>140</u>
<u>Industry Codes (DN25)</u>	<u>146</u>
Section O: EDI Terminology	153
<u>Abbreviations and Acronyms</u>	<u>154</u>
<u>EDI Glossary</u>	<u>155</u>
Appendix A: Revised WCIS System Updates	159
<u>Clarification of Issues:</u>	<u>160</u>
<u>Differences Between Version 2.1 and Version 3.0 of WCIS</u>	<u>160</u>
<u>Differences Between Version 2.0 and Version 2.1 of WCIS:</u>	<u>164</u>
Appendix B: Revision History – Summary of Principal Changes from Previous Versions	166
<u>Version 3.0</u>	<u>167</u>
<u>Version 2.1</u>	<u>168</u>
<u>Version 2.0</u>	<u>170</u>
<u>Version 1.2</u>	<u>172</u>
<u>Version 1.1</u>	<u>173</u>
<u>Version 1.02</u>	<u>173</u>
<u>Version 1.01</u>	<u>174</u>
<u>Version 1.00</u>	<u>174</u>

~~Workers' Compensation Information System~~

~~CALIFORNIA EDI IMPLEMENTATION GUIDE FOR~~

~~FIRST AND SUBSEQUENT REPORTS OF INJURY~~

~~FROI/SROI~~

~~Version 2.1~~

~~February 2006~~

~~Table of Contents~~

Section	Last Updated
A — EDI in California — An Overview	June 2005
B — Where to Get Help	June 2005
C — Implementing EDI — A Manager's Guide	June 2005
D — Authorizing Statutes — Labor Code §138.6,138.7	February 2006
E — Legal Authorities	February 2006
F — Trading Partner Profile	June 2005
G — Test, Pilot, Parallel and Production Phases of EDI	June 2005
H — File Formats and Supported Transactions	June 2005
I — Transmission Modes	June 2005
J — EDI Service Providers Deleted	June 2005 Deleted
J — Events that Trigger Required Reports	June 2005
K — Required Data Elements	February 2006
L — California-Specific Data Edits	June 2005
M — System Specifications	June 2005
N — Code Lists	June 2005
O — IAIABC Information	June 2005
P — EDI Terminology	June 2005
Appendix A — Revised WCIS System updates	June 2005
Appendix B — Revision History	February 2006

Section A: EDI in California – An Overview

EDI – Electronic Data Interchange.....	A-2
Benefits of EDI within Workers’ Compensation.....	A-2
California’s WCIS – the Workers’ Compensation Information System	A-3
History	A-3
WCIS Data Collection	A-3
California EDI Requirements.....	A-4
Sending Data to the WCIS.....	A-5
Five Steps of EDI – From Testing to Production.....	A-6
Step One: – EDI Trading Partner Profile.....	A-6
Step Two: – Testing	A-6
Step Three: Pilot	A-6
Step Four: – Parallel	A-6
Step Five: – Production.....	A-6

EDI – Electronic Data Interchange

Electronic Data Interchange (EDI) is the computer-to-computer exchange of data or information in a standardized format. In workers' compensation, EDI refers to the electronic transmission of claims information from claims administrators (insurers, self-insured employers, and third party administrators) to a State Workers' Compensation Agency.

Data are transmitted in a format standardized by the International Association of Industrial Accident Boards and Commissions (IAIABC). The IAIABC is a professional association of workers' compensation specialists from the public and private sectors and has spearheaded the introduction of EDI in workers' compensation. ~~For further details, see Section P – IAIABC Information.~~ All collected data elements are reviewed for valid and standardized business definitions and formats.

Benefits of EDI within Workers' Compensation

- **Allows state agencies to respond to policy makers' questions regarding their state programs**

~~EDI~~ Electronic data interchange allows states to evaluate the effectiveness and efficiency of their workers' compensation system by providing comprehensive and readily accessible information on all claims. This information can then be made available to state policy makers considering any changes to the system.

- **Avoids costs in paper handling**

~~EDI~~ Electronic data interchange reduces costs in the processing of paper documents for the claims administrator and the jurisdiction: mail processing costs, duplicated data entry costs, shipping, filing and storage costs.

- **Increases data quality**

~~EDI~~ Electronic data interchange has built-in data quality checking procedures that are triggered when data are received by the state agency. Many claims administrators choose to replicate these data-checking procedures to reduce the cost of data correction.

- **Simplifies reporting requirements for multi-state insurers**

~~EDI~~ Electronic data interchange helps claims administrators cut costs by having a single system for internal data management and reporting.

California's WCIS – the Workers' Compensation Information System

History

The California Legislature enacted sweeping reforms to California's workers' compensation system in 1993. The reform legislation was preceded by a vigorous debate among representatives of injured workers, their employers, insurance companies, and medical providers. All parties agreed that changes were due, but they could not reach agreement on the nature of the problems to be corrected nor on the likely impact of alternative reform proposals. One barrier to well-informed debate was the absence of comprehensive, impartial information about the performance of California's workers' compensation system.

Foreseeing the strengths and weaknesses of the system, the Legislature directed the Division of Workers' Compensation (DWC) to put together comprehensive information about workers' compensation in California. The result is the WCIS--the Workers' Compensation Information System. The WCIS has been in development since 1995, and its design has been shaped by a broad-based advisory committee. The WCIS has four main objectives:

- help DWC manage the workers' compensation system efficiently and effectively,
- facilitate the evaluation of the benefit delivery system,
- assist in measuring benefit adequacy,
- provide statistical data for further research.

WCIS Data Collection

The core of the system is standardized data on every California workers' compensation claim. Much of this data has historically been collected in paper form: employers' and physicians' first reports of injury and benefit notices. Beginning in 2000, standardized data was transmitted to the WCIS by EDI. These EDI transmissions are the main subject of this Guide. EDI reporting allows DWC to understand and improve the California workers' compensation system.

California EDI Requirements

California's WCIS regulations define EDI reporting requirements for claims administrators. A claims administrator is an insurer, a self-insured employer, or a third-party administrator.

In brief, claims administrators are required to submit the following:

First Reports: First Reports of Injury (FROIs) must be submitted by EDI to WCIS in the Division of Workers' Compensation (DWC) no later than 510 business days after claim administrator knowledge of the claim.

Subsequent Reports: Subsequent Reports of Injury (SROIs) are submitted within 105 business days whenever benefit payments to an employee are started, changed, suspended, restarted, stopped, delayed or denied or when a claim is closed, reopened or upon notification of employee representation.

Medical Bill/Payment Reports Records: ~~Regulations will require the submission of Medical Bill/Payment Reports. WCIS anticipates the addition of Medical Bill/Payment Reports in 2006. Medical bill payment reporting regulations require medical services with a date of service on or after September 22, 2006 and a date of injury on or after March 1, 2000 to be transmitted to the DWC within 90 calendar days of the medical bill payment or the date of the final determination that payment for billed medical services would be denied. These medical services need are required to be reported to the WCIS by all claims administrators handling 150 or more total claims per year.~~

Annual Summary of Benefits: An Annual Summary of Benefits must be submitted for every claim with any benefit activity (including medical) during the preceding year.

Section E—Legal Authorities⁷ includes the full WCIS regulations along with a more detailed summary.

Sending Data to the WCIS

Workers' compensation claims are handled by diverse organizations: large multi-state insurance companies, smaller specialty insurance carriers, self-insured employers, and third-party administrators handling claims on behalf of insured and self-insured employers. These organizations have different information systems and capabilities. The WCIS has been designed to be as flexible as possible in the support of a variety of EDI systems.

~~There are three methods of transmitting data from claim administrators to WCIS. They are: secure internet e-mail attachments, commercially-owned Value Added Networks (VANs), and File Transfer Protocol (FTP). The WCIS is also flexible in supporting two different file formats, known as ANSI X12 and "flat-file" formats.~~

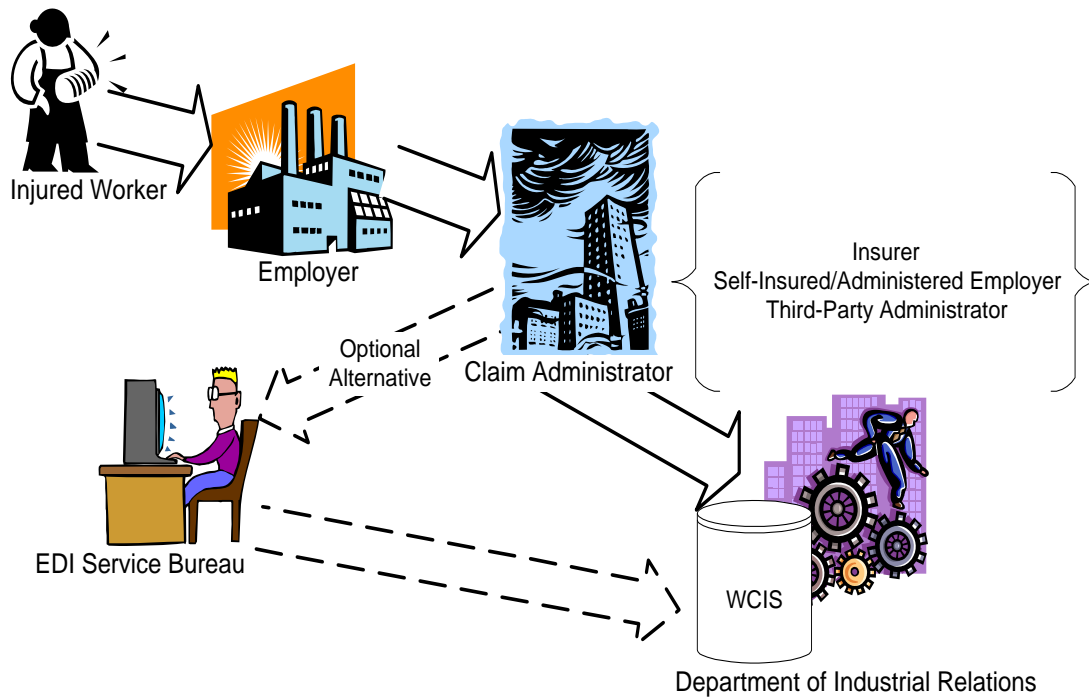
The allowed methods of transmitting data from claim administrators to WCIS are:

- File Transfer Protocol (FTP) over SSL (Secure Sockets Layer), also known as FTPS, or

- FTPS with PGP (Pretty Good Privacy) encryption.

~~These methods~~ The electronic communications options are described more fully in Section H—File Formats and Supported Transactions and Section I—Transmission Modes. The WCIS is also flexible in supporting two different file formats, known as ANSI X12 and "flat-file" formats.

Claim administrators can avoid the details of EDI by selecting among several firms that sell EDI-related software products, consulting, and related services. ~~These are described in Section J—EDI Service Providers.~~



The Five Step Process of EDI--From Testing to Production

Full production EDI reporting status is a five step process. Each step of the process is described in more detail in Section G—Test, Pilot, Parallel and Production Phases of EDI. These steps should be repeated each time the claims administrator is ready to move into a new transaction type, i.e., the First Reports and Subsequent Reports.

Step 1: EDI Trading Partner Profile

The claims administrator first provides an EDI Trading Partner Profile to the Division at least 30 (thirty) days before its first submission of EDI data. The Trading Partner Profile form is provided in Section F—Trading Partner Profile. The Trading Partner Profile is used to prepare WCIS for your data transmission: what file format to expect, where to send an acknowledgment, when you plan to transmit reports, and similar information.

Step 2: Testing

The claims administrator runs a preliminary test by transmitting a test file to ensure that the WCIS system can read and interpret the data. The claims administrator has passed the test when minimum technical requirements are met: WCIS recognizes the sender, the file format is correct, and the claims administrator can receive electronic acknowledgments from WCIS.

Step 3: Pilot

After a test file is successfully transmitted, real claims data is transmitted in the Pilot stage. During the Pilot step, data submissions are analyzed for completeness, validity, and accuracy. The data should meet minimum data quality requirements in order to complete the Pilot stage.

Step 4: Parallel (optional)

The claims administrator submits reports both electronically and in hard copy during the Parallel phase. The WCIS uses these parallel reports to conduct a comparison study.

Step 5: Production

During Production, data transmissions will be monitored for completeness, validity, and accuracy. Each Trading Partner will be routinely sent reports describing their data quality. Those in Production status for EDI First Reports will no longer be required to send paper copies of the Employer's Report (Form 5020) to Department of Industrial Relation's Division of Labor Statistics and Research (DLSR).

Section B: Where to Get Help – Contacting WCIS and Other Information Resources

California Division of Workers' Compensation	B-2
Our Web Site.....	B-2
Your WCIS Contact Person	B-2
WCIS e-News.....	B-2
EDI Service Providers	B-3
IAIABC	B-3

Where to Get Help—Contacting WCIS and Other Information Resources

Starting up a new EDI system isn't simple. It requires detailed technical information, as well as close cooperation between the organizations that send data—in this case you, the Trading Partner—, the trading partners and the organization that receives data—us, the California Division of Workers' Compensation (DWC). The following is a list of resources available to you for information and assistance.

California Division of Workers' Compensation

Our Web Site

Visit our web site at <http://www.dir.ca.gov/dwc/WCIS.htm> to:

- Download the latest version of the *California EDI Implementation Guide for First and Subsequent Reports of Injury (FROI/SROI)*,
- Get answers to *Frequently Asked Questions*,
- Review archived *WCIS e-News* letters.

Your WCIS Contact Person

Each WCIS Trading Partner will be assigned a WCIS contact person at DWC. This person will help answer your questions about EDI reporting in California workers' comp, work with you during the Test-Pilot-Parallel-Production process, and be an ongoing source of support during production.

Your WCIS liaison can be reached by phone, e-mail, or mail. When initially contacting us, be sure to provide your company name so that you may be directed to the appropriate WCIS staff.

By phone: (510)286-6753, Trading Partner Letters C, G-H, M, P-R
 (510)286-6763, Trading Partner Letters B, D-F, N-O, W-Y
 (510)286-6772 Trading Partner Letters A, I-L, S-V, Z

By fax: (510)286-6862

By e-mail: wcis@dir.ca.gov

By mail: WCIS EDI Unit
 Attn: Name of WCIS Contact (if known)
 Department of Industrial Relations
 1515 Clay St, Ste 1902
 Oakland, CA 94612

If you find errors or omissions in the California EDI Implementation Guide (FROI/SROI), please inform your WCIS contact person.

WCIS e-News

WCIS e-News is an e-mail newsletter sent out periodically to inform WCIS Trading Partners of announcements and technical implementations. The WCIS e-News will be archived on the WCIS web site. Interested parties who are not already receiving WCIS e-News can register at the WCIS website to be added to the WCIS e-News mailing list.

EDI Service Providers

Several companies can assist you in your efforts to report data via EDI. A range of products and services are available, including:

- software that works with your organization's computer systems to automatically transmit data,
- systems consulting, to help get your computer systems EDI-ready,
- data transcription services which accept paper forms, keypunch data, and transmit the data via EDI.

~~See Section J—EDI Service Providers, for a list of companies known to DWC that provide these services. A list of companies known to DWC that provide these services can be found at <http://www.dir.ca.gov/DWC/EDIVend.HTM>.~~

Claims administrators seeking assistance in implementing EDI may wish to consult one or more of the EDI service providers listed on the DWC website. Many of these firms offer a full range of EDI-related services: consultation, technical support, value added network (VAN) services, and/or software products. These products and services can make it possible for claims administrators to successfully transmit claims data via EDI and avoid the technical details of EDI.

Another alternative to developing a complete EDI system is to contract for the services of a data collection agent. For a fee, a data collection agent will receive paper forms by fax or mail, enter the data, and transmit it by EDI to state agencies or other electronic commerce trading partners.

The California Division of Workers' Compensation does not have a process for granting "approvals" to any EDI service providers. Listings of providers, which are found on the Division's website, are simply of providers known to the Division. The lists will be updated as additional resources become known.

Appearance on the EDI service provider lists does not in any way constitute an endorsement of the companies listed or a guarantee of the services they provide. Other companies not listed may be equally capable of providing EDI-related services.

Note to suppliers of EDI-related services: Please contact wcis@dir.ca.gov if you wish to have your organization added or removed from DWC's list, or to update your contact information.

IAIABC

The International Association of Industrial Accident Boards and Commissions (IAIABC) is the organization that sets the national standards for the transmission of workers' compensation claims data via EDI. The IAIABC publishes these standards in their EDI Implementation Guide.

For more information about the IAIABC and how to purchase the IAIABC EDI Implementation Guide, see ~~Section P—IAIABC Information~~, and/or visit the IAIABC web site at <http://www.iaiabc.org>.

Section C: Implementing EDI – A Managers’ Guide

1. Get to know the basic requirements.	C-2
2. Assign responsibilities for implementing EDI.	C-2
3. Decide whether to contract with an EDI service provider.	C-2
4. If your organization will not use an EDI service provider, choose a file format and transmission mode for your data.	C-2
5. Make sure your computer systems contain all the required data.	C-3
6. Determine who will handle error messages sent by WCIS.	C-3
7. Decide whether your organization could benefit by adding data edits	C-3
8. Install any software and communications services you will need.	C-4
9. Test your system internally.	C-5
10. Move through the Test, Pilot and Parallel stages, to reach the Production stage of EDI transmission.	C-5
11. Evaluate the efficiency of your EDI system, and consider future refinements.	C-5

1. Get to know the basic requirements.

Starting up a new EDI system can be a complex endeavor. Make sure you understand all that is required *before* investing resources. Otherwise, you may end up with a collection of piecemeal fixes rather than a comprehensive solution.

This guide and the IAIABC guide ~~has~~ contain much of the information needed to implement EDI in California. As more information becomes available it will be posted on our Web site at <http://www.dir.ca.gov/dwc/WCIS.htm>.

2. Assign responsibilities for implementing EDI.

Some organizations put an Information Systems (IS) manager in charge, while others designate a claims manager. Implementing EDI will affect your information system, flow of claims information and your business process. The most effective approach may be to have Claims and Information Systems departments collaborate on the project.

Regardless of who is assigned primary responsibility, make sure that both Claims and IS departments maintain continual oversight as your solution is designed and implemented.

3. Decide whether to contract with an EDI service provider.

Formatting electronic records and transmitting them by EDI generally requires some specialized automated routines. Programming a complete EDI system also requires in-depth knowledge of EDI standards and protocols.

Some organizations choose to develop these routines in-house, especially if they have an IS department that is familiar with EDI and is efficient in bringing new technology online.

Other organizations choose to contract with vendors for dedicated EDI software or services. Typically, an EDI vendor's products interface with your organization's data to produce EDI transactions in the required formats. The benefit is that no one in your organization has to learn all the intricacies of EDI. The service provider takes care of file formats, record layouts, and many other details that may seem foreign to your organization. Some EDI vendors can also provide full-service consulting, helping you update your entire data management process for electronic commerce.

A list of known EDI vendors can be found in ~~Section J of this guide~~ on the DWC website: <http://www.dir.ca.gov/dwc/EDIVend.HTM>.

4. If your organization will not use an EDI service provider, choose a file format and transmission mode for your data.

Contracting with an EDI service provider would relieve your organization of the detailed mechanics of EDI, such as file formats and transmission modes. If you decide to develop your own system, you will have some important decisions to make that will determine the scope and difficulty of the programming work.

Probably the most important decision is whether your data will be packaged as “flat files” or as “ANSI X12 files.” More information on these choices is provided in Section H—File Formats and Supported Transactions. In general, Release 1 flat files are relatively easy to get up and running quickly. ANSI X12 may be a wise investment in long-run flexibility and compatibility.

Information about file formats can be found in the *IAIABC EDI Implementation Guide*, at <http://www.iaiabc.org>. This guide is essential if you will be programming your own EDI system.

You will also need to choose a transmission mode from the three that WCIS supports: 1) commercial Value Added Networks or data integrators, 2) data files transmitted by secure internet e-mail attachment, 3) File Transfer Protocol. See Section I—The FTP Transmission Modes - for further information.

5. Make sure your computer systems contain all the required data.

You’ll have a hard time submitting data by EDI if the data are not readily accessible on your systems. Give your Information Systems department a copy of Section E—Required Data Elements.

If all are available and readily accessible, then you are in great shape. If not, your Claims and IS departments will need to develop and implement a plan for capturing, storing, and accessing the necessary data.

6. Determine who will handle error messages sent by WCIS.

Your organization will receive “error messages” from WCIS if you transmit data that cannot be interpreted or do not meet the regulatory requirements to provide complete, valid and accurate data.

Some glitches are inevitable. You’ll need a system for forwarding any error messages to people who can respond as necessary.

Establish a procedure for responding to error messages before you begin transmitting data by EDI. Otherwise, your organization may find itself unprepared for the inevitable.

Typically, errors related to technical problems may be aggravating when a system is new, but they quickly become rare. Error messages related to data quality and completeness are harder to correct, and you can expect them to present an ongoing workload that must be managed.

7. Decide whether your organization could benefit by adding data edits.

Data you transmit to the WCIS will be subjected to edit rules to assure that the data are valid and consistent with data previously reported for a particular claim. For example, one edit rule would reject an injury date of February 31. Another rule would reject a benefit notice if a First Report had not been previously filed. These edit rules are detailed in Section L—Required Data Elements, Section M—California-Specific Data Edits, and Section N—System Specifications. Data that violate these edit rules will cause transmissions to be rejected or will be returned with error messages.

Correcting erroneous data often requires going to the original source, perhaps the applicant or the policyholder. In some organizations, the data passes through many hands before it is transmitted to WCIS. For example, the injury type and cause may be initially reported by the applicant, then go through the employer, a claims reporting center, a data entry clerk, a claims adjuster, and an Information Systems department. Any error messages would typically be passed through the same hands in the opposite direction.

An alternative is to install in your system, as close as possible to the original source of data, data edits that match the WCIS edit rules. As an example, consider a claims reporting center in which claims data are entered directly into a computer system, and the system has data edits in place. Most data errors could be caught and corrected while the employer was still on the phone. This eliminates the expense of passing bad data from hand to hand and back again.

8. Install any software and communications services you will need.

Once your system is planned, you will need to purchase and/or develop any software and services for your system

Most systems will need at least the following:

- ◆ software (or other means) to identify events that trigger required reports,
- ◆ software (or other means) to gather required data elements from your databases,
- ◆ software (or other means) to format the data into an approved EDI file format,
- ◆ ~~an internet e-mail account to transmit EDI reports via e-mail attachment, a Value Added Network/Integrator (VAN) account that enables you to transmit data via a commercial network or a File Transfer Protocol (FTP) server process that stores sends EDI files,~~
- ◆ ~~an internet e-mail account, a VAN account or a FTP server process to receive acknowledgments and error messages from WCIS.~~

Some organizations, especially those that handle few California claims, may wish to contract for EDI services rather than handle EDI in-house. EDI service providers offer all the services listed above--see Section J—EDI Service Providers the DWC website, <http://www.dir.ca.gov/dwc/EDIVend.HTM>.

9. Test your system internally.

Not every system works perfectly the first time. Make sure your system gets thoroughly tested before you begin reporting data to WCIS. Catching any bugs internally will spare you the blizzard of error messages that a faulty system can cause.

Include in your internal tests some complex test cases as well as simple ones. For example, challenge your system with claims that feature multiple episodes of disability and partial return to work. Fix any identified problems before you try transmitting EDI data to WCIS.

10. Move through the Test, Pilot and Parallel stages to reach the Production stage of EDI transmission.

Complete an EDI Trading Partner Profile and insurer/claim administrator ID list--see Section F--Trading Partner Profile. The Profile and ID list ~~is~~ are used to prepare WCIS for your data transmission: what file format to expect; where to send your acknowledgments; when you plan to transmit reports; and similar information.

Once you have completed a successful test and verified that your transmissions match our technical specifications, you will be ready to enter the Pilot stage. During the optional Parallel stage, a sample of your EDI transmissions will be compared with the paper reports, and will also be tested against the WCIS data validation rules.

Upon your successful completion of the Parallel step, DWC will issue you a written determination that you have demonstrated capability to transmit complete, valid, and accurate data. You will then be authorized to move into the Production stage, routinely transmitting your data via EDI.

11. Evaluate the efficiency of your EDI system and consider future refinements.

Many organizations find that implementing EDI brings unexpected benefits. For example, EDI may provide an opportunity to address long-standing data quality problems.

Arrange a review session after your system has been running for a few months. Users will be able to suggest opportunities for future refinements. Managers from departments not directly affected may also be interested in participating because EDI may eventually affect many business processes in other departments.

Please let us know if you have any comments on this Manager's Guide.

We can't anticipate every challenge you may face in implementing EDI data reporting. Please e-mail any comments or suggestions you may have to wcis@dir.ca.gov.

Section D: Authorizing Statutes – Labor Code § sections 138.6, § and 138.7

~~L.C. §138.6.~~

~~Development of workers' compensation information system D-2~~

~~L.C. §138.7.~~

~~“Individually identifiable information”; restricted access D-3~~

Labor Code § section 138.6- Development of workers' compensation information system

(a) The administrative director, in consultation with the Insurance Commissioner and the Workers' Compensation Insurance Rating Bureau, shall develop a cost-efficient workers' compensation information system, which shall be administered by the division. The administrative director shall adopt regulations specifying the data elements to be collected by electronic data interchange.

(b) The information system shall do the following:

(1) Assist the department to manage the workers' compensation system in an effective and efficient manner.

(2) Facilitate the evaluation of the efficiency and effectiveness of the benefit delivery system.

(3) Assist in measuring how adequately the system indemnifies injured workers and their dependents.

(4) Provide statistical data for research into specific aspects of the workers' compensation program.

(c) The data collected electronically shall be compatible with the Electronic Data Interchange System of the International Association of Industrial Accident Boards and Commissions. The administrative director may adopt regulations authorizing the use of other nationally recognized data transmission formats in addition to those set forth in the Electronic Data Interchange System for the transmission of data required pursuant to this section. The administrative director shall accept data transmissions in any authorized format. If the administrative director determines that any authorized data transmission format is not in general use by claims administrators, conflicts with the requirements of state or federal law, or is obsolete, the administrative director may adopt regulations eliminating that data transmission format from those authorized pursuant to this subdivision.

Labor Code § section 138.7-**“Individually identifiable information”; restricted access.**

(a) Except as expressly permitted in subdivision (b), a person or public or private entity not a party to a claim for workers' compensation benefits may not obtain individually identifiable information obtained or maintained by the division on that claim. For purposes of this section, "individually identifiable information" means any data concerning an injury or claim that is linked to a uniquely identifiable employee, employer, claims administrator, or any other person or entity.

(b)(1) The administrative director, or a statistical agent designated by the administrative director, may use individually identifiable information for purposes of creating and maintaining the workers' compensation information system as specified in Section 138.6.

(2) The State Department of Health Services may use individually identifiable information for purposes of establishing and maintaining a program on occupational health and occupational disease prevention as specified in Section 105175 of the Health and Safety Code.

(3)(A) Individually identifiable information may be used by the Division of Workers' Compensation, the Division of Occupational Safety and Health, and the Division of Labor Statistics and Research as necessary to carry out their duties. The administrative director shall adopt regulations governing the access to the information described in this subdivision by these divisions. Any regulations adopted pursuant to this subdivision shall set forth the specific uses for which this information may be obtained.

(B) Individually identifiable information maintained in the workers' compensation information system and the Division of Workers' Compensation may be used by researchers employed by or under contract to the Commission on Health and Safety and Workers' Compensation as necessary to carry out the commission's research. The administrative director shall adopt regulations governing the access to the information described in this subdivision by commission researchers. These regulations shall set forth the specific uses for which this information may be obtained and include provisions guaranteeing the confidentiality of individually identifiable information. Individually identifiable information obtained under this subdivision shall not be disclosed to commission members. No individually identifiable information obtained by researchers under contract to the commission pursuant to this subparagraph may be disclosed to any other person or entity, public or private, for a use other than that research project for which the information was obtained. Within a reasonable period of time after the research for which the information was obtained has been completed, the data collected shall be modified in a manner so that the subjects cannot be identified, directly or through identifiers linked to the subjects.

(4) The administrative director shall adopt regulations allowing reasonable access to individually identifiable information by other persons or public or private entities for the purpose of bona fide statistical research. This research shall not divulge individually identifiable information concerning a particular employee, employer, claims administrator, or any other person or entity. The regulations adopted pursuant to this paragraph shall include provisions guaranteeing the confidentiality of individually identifiable information. Within a reasonable period of time after the research for which the information was obtained has been completed, the data collected shall be modified in a manner so that the subjects cannot be identified, directly or through identifiers linked to the subjects.

(5) This section shall not operate to exempt from disclosure any information that is considered to be a public record pursuant to the California Public Records Act (Chapter 3.5 (commencing with Section 6250) of Division 7 of Title 1 of the Government Code) contained in an individual's file once an application for adjudication has been filed pursuant to Section 5501.5.

However, individually identifiable information shall not be provided to any person or public or private entity who is not a party to the claim unless that person identifies himself or herself or that public or private entity identifies itself and states the reason for making the request. The administrative director may require the person or public or private entity making the request to produce information to verify that the name and address of the requester is valid and correct. If the purpose of the request is related to pre-employment screening, the administrative director shall notify the person about whom the information is requested that the information was provided and shall include the following in 12-point type:

"IT MAY BE A VIOLATION OF FEDERAL AND STATE LAW TO DISCRIMINATE AGAINST A JOB APPLICANT BECAUSE THE APPLICANT HAS FILED A CLAIM FOR WORKERS' COMPENSATION BENEFITS."

Any residence address is confidential and shall not be disclosed to any person or public or private entity except to a party to the claim, a law enforcement agency, an office of a district attorney, any person for a journalistic purpose, or other governmental agency.

Nothing in this paragraph shall be construed to prohibit the use of individually identifiable information for purposes of identifying bona fide lien claimants.

(c) Except as provided in subdivision (b), individually identifiable information obtained by the division is privileged and is not subject to subpoena in a civil proceeding unless, after reasonable notice to the division and a hearing, a court determines that the public interest and the intent of this section will not be jeopardized by disclosure of the information. This section shall not operate to

restrict access to information by any law enforcement agency or district attorney's office or to limit admissibility of that information in a criminal proceeding.

(d) It shall be unlawful for any person who has received individually identifiable information from the division pursuant to this section to provide that information to any person who is not entitled to it under this section.

Section E: Legal Authorities

~~Pertinent WCIS Regulations.....E-2~~

~~California Code of Regulations, Title 8, Sections 9701-9704 E-2~~

~~Additional Regulations Related to Filing Employer’s First Reports of Injury.....E-2~~

~~California Code of Regulations, Title 8, Sections 14001-14005 E-2~~

~~Letter from DIR regarding electronic filingE-2~~

Pertinent WCIS Regulations

The regulations pertinent to WCIS are stated in Title 8, California Code of Regulations, §§sections 9701-9704. They are available at http://www.dir.ca.gov/t8/ch4_5sb1a1_1.html.

Additional Regulations Related to Filing Employer's First Reports of Injury

The regulations related to filing First Reports of Injury are stated in Title 8, **California Code of Regulations, sections 14001 and 14005**. They are available at <http://www.dir.ca.gov/t8/ch7sb1a1.html>.

Letter from DIR regarding electronic filing

(Note: The filing requirement for first reports of injury has been changed from five days to 10 days.)

February 7, 2000

To: California Workers' Compensation Insurers and Self-Insured Employers

Re: Electronic Filing of the Employer's Report of Occupational Injury or Illness (Form 5020)

Labor Code § 6409.1 and Title 8, California Code of Regulations ("C.C.R.") Section 14001 require that both workers' compensation insurers and self-insured employers file with the Division of Labor Statistics and Research ("DLSR") a complete report of every occupational injury or illness that results in lost time beyond the date of injury or which requires medical treatment beyond first aid. The report must be filed within five days after obtaining knowledge of the injury or illness. Labor Code § 6409.1 (a); 8 C.C.R. § 14001 (d) & (e). 8 C.C.R. § 14001 (c) provides that the mandatory filing shall be made by a photocopy of the Form 5020, the Employer's Report of Occupational Injury or Illness, or "by use of computer input media, prescribed by the Division and compatible with the Division's computer equipment."¹

¹ 8 C.C.R. § 14000 defines "computer input media" as "[t]echniques and means by which information or data can be entered into a computer system. Examples include magnetic tape, diskette, and telecommunications."

Please be advised that DLSR hereby prescribes the Workers' Compensation Information System ("WCIS." See Labor Code § 138.6 and 8 C.C.R. §§ 9700-9704) as the "computer input media" referenced in 8 C.C.R. § 14001 (c). The obligation of an insurer or a self-insured employer to submit a complete report of occupational injury or illness pursuant to Labor Code § 6409.1 and 8 C.C.R. § 14001 is satisfied provided that the insurer or self-insured employer submits data to the WCIS as required under 8 C.C.R. § 9702 (b) and demonstrates capability to submit complete, valid, and accurate data under 8 C.C.R. § 9702 (h)(1). Assuming such data is electronically transmitted to the WCIS in an acceptable manner, claims administrators need not submit paper copies of the Form 5020 to DLSR.

Please note that specific information, or data elements ("DN"), required under 8 C.C.R. § 9702 (b) is not included on the Form 5020. For example, the Form 5020 does not include the employer's or insurer's Federal Employer Identification Number ("FEIN") (DN6 and DN16). Pursuant to 8 C.C.R. § 14005 (b) and (c), which allow insurers and self-insured employers to reproduce a revised Form 5020 to include additional questions, DLSR will approve the inclusion of questions asking for information necessary to comply with 8 C.C.R. § 9702 (b).

Thank you for your anticipated cooperation in this matter. Extensive information about the Workers' Compensation Information System, including a technical description of the prescribed computer input media, can be found on the Department's Web site at <http://www.dir.ca.gov/dwc/wcis.htm>. Any inquiries should be made to Division of Workers' Compensation, Research Unit, located at 455 Golden Gate Avenue, 9th Floor, San Francisco, California, 94102. The Research Unit can be contacted by telephone at (415) 703-4600 or by e-mail at wcis@dir.ca.gov.

Sincerely,

Daniel M. Curtin
Chief Deputy Director
Department of Industrial Relations

Section F: Trading Partner Profile

~~Who Should Complete the Trading Partner Profile? F-2~~

~~EDI Trading Partner Profile Form F-3~~

~~Instructions for Completing Trading Partner Profile F-7~~

Who Should Complete the Trading Partner Profile?

A separate Trading Partner Profile form should be completed for each Sender ID that will be used in EDI transmissions sent to WCIS. The Sender ID, which is composed of the trading partner's "Master FEIN" and physical address postal code (see profile form instructions), must be reported in the header record of every transmission. The Sender ID is used by WCIS to identify communication parameters as specified on the Trading Partner Profile form.

For many organizations, the claim administrator FEIN (Federal Employer Identification Number) provided on each transaction will always be the same as the Sender's ID's Master FEIN. For EDI transactions, WCIS substitutes the Third Party Administrator FEIN (DN8), when applicable, for the claim administrator FEIN. If there is no Third Party Administrator, WCIS substitutes the Insurer FEIN (DN6) for the claims administrator FEIN and assumes that the insurer is administering the claim. Other organizations may have multiple claim administrator FEINs for their various operating units. If the transactions for these various claim administrator FEINs will all share the same transmission specifications, their data can be sent under the same Sender ID and be represented by a single Trading Partner Profile form.

For example, the information systems department of a single parent organization might wish to send transactions for two subsidiaries batched together within transmissions. In such a case, the parent organization could complete one Trading Partner Profile--providing the Master FEIN for the parent company in the Sender ID--and could then transmit transactions from both subsidiaries, identified by the appropriate claim administrator FEIN on each transaction.

The WCIS uses the insurer and claim administrator FEIN to process individual transactions. Transactions for unknown insurers and claim administrators will be rejected by WCIS with the error code 039-No match on database. For this reason, it is vital for each WCIS Trading Partner Profile to be accompanied by a list of all insurer and claim administrator FEINs whose data will be reported under a given Sender ID. Since the profile form does not have any place to provide this list, DWC asks that it be submitted on a separate sheet of paper. This list can be downloaded in Microsoft Excel format from the WCIS website at <http://www.dir.ca.gov/DWC/WCIS.htm>. If such a this ID list is not provided, WCIS will assume that the only claim administrator FEIN reportable by that trading partner will be the Master FEIN from the trading partner's Sender ID. The 9 digit postal code for the physical adjusting locations of each listed claim administrator must also be provided. These postal codes will be validated against incoming data and transactions with non-matching Claim Administrator Postal Codes (DN14) will be rejected with error code 032-Must be valid on zip code table. To prevent rejections, an updated ID list must be sent to your trading partner liaison each time there is a change.

Form DWC WCIS TP01 (Revised 6/05 1/09)

~~February, 2006 January 2010~~ **(DATE TO BE INSERTED BY OAL – 12 MONTHS FOLLOWING APPROVAL AND FILING WITH SECRETARY OF STATE)**



**State of California
Department of Industrial Relations
DIVISION OF WORKERS' COMPENSATION**

FROI/SROI

ELECTRONIC DATA INTERCHANGE TRADING PARTNER PROFILE

The EDI Trading Partner Profile is available online at: <http://www.dir.ca.gov/DWC/WCIS.htm>.

PART A. Trading Partner Background Information:

Date: _____

Sender Name: _____

Sender's Master FEIN: _____

Physical Address: _____

City: _____ State: _____

Zip Postal Code (Zip+4): _____ (Sender's postal code)

Mailing Address: _____

City: _____ State: _____

Zip Postal Code: _____

Claims Administrator type **Trading Partner Type** (check any that apply):

- ☐ Self-Administered Insurer
☐ Self-Administered, Self-Insured (employer)
☐ Third Party Administrator of Insurer
☐ Third Party Administrator of Self-Insured (employer)
☒ Service Bureau Self-Insurer
☐ Other (Please specify): _____

PART B. Trading Partner Contact Information:

Business Contact:

Name: _____

Title: _____

Phone: _____

FAX: _____

E-mail Address: _____

Technical Contact:

Name: _____

Title: _____

Phone: _____

FAX: _____

E-mail Address: _____

Form DWC WCIS TP01 (Revised 6/05 ~~4/10~~) (DATE TO BE INSERTED BY OAL – 12 MONTHS FOLLOWING APPROVAL AND FILING WITH SECRETARY OF STATE)

PART C. Trading Partner Transmission Specifications:

If submitting more than one profile, please specify:

PROFILE NUMBER (1, 2, etc.): _____

DESCRIPTION: _____

~~Select Transmission Mode to be used for sending data to DWC (check one):~~

~~___ Value Added Network (VAN) --- Complete sections C1 and C2 below.~~

~~___ Internet File Transfer (email and FTP) --- Complete sections C1 and C3 below.~~

~~Section PART C1: VAN and INTERNET FILE TRANSFER users, please complete the following: TRANSACTION SETS FOR THIS PROFILE:~~

Transaction Type	Mode of Transmission File Format (circle one per row):		Expected Transmission Days of Week (circle any that apply):	Production Response Period
	Flat File Release #	ANSI X12 Version #		
First Reports of Injury	<u>1</u>	<u>1 - Version</u> <u>3041</u>	Daily Mon Tues Weds Thurs Fri Sat Sun	<u>3 business</u> <u>days</u>
Subsequent Reports of Injury	<u>1</u>	<u>1 - Version</u> <u>3041</u>	Daily Mon Tues Weds Thurs Fri Sat Sun	<u>3 business</u> <u>days</u>

~~Section C2: VAN users, please complete the following:~~

~~VAN ELECTRONIC MAILBOX FOR THIS PROFILE:~~

~~— Network: _____~~

	TEST	PRODUCTION
Mailbox Acct ID		
User ID		

~~Section C3: INTERNET FILE TRANSFER (e-mail and FTP) users, please complete the following:~~

Form DWC WCIS TP01 (Revised 6/05 1/09)

~~February, 2006 January 2010 (DATE TO BE INSERTED BY OAL – 12 MONTHS
FOLLOWING APPROVAL AND FILING WITH SECRETARY OF STATE)~~

User Name (mandatory for FTP): _____

Password (mandatory for FTP): _____

URL or IP address (mandatory for FTP): _____

E-mail Address (mandatory for e-mail, optional for FTP): _____

PART C2: FTP ACCOUNT INFORMATION:

<u>User Name</u> (8 characters max., alpha-numeric only)	
<u>Password</u> (8 characters min.)	
<u>Transmission Mode</u> _____ <u>SSL</u> (check one) _____ <u>SSL+PGP</u>	
<u>Source Network IP Address</u> (only public IP addresses)	
<u>File Naming Convention</u>	
<u>File Name Prefix (4 characters max.)</u>	<u>Unique Identifier (check one)</u>
	_____ <u>Sequence</u> _____ <u>Date/Time</u> _____ <u>Date/Sequence</u> _____ <u>Other</u> _____

DWC USE ONLY – SPECIAL TRANSMISSION SPECIFICATIONS FOR THIS PROFILE:

PART D. Receiver Information (to be completed by DWC):Name: California Division of Workers' CompensationFEIN: 943160882Physical Address: ~~455 Golden Gate Avenue, 9th Floor~~ 1515 Clay Street, Suite 1800City: ~~San Francisco~~ Oakland State: CA Zip Postal Code: ~~94102~~ 94612-149489Mailing Address: P.O. Box 420603City: San Francisco State: CA Zip Postal Code: 94142-0603

Business Contact:

Name: (Varies by trading partner)Title: (Varies by trading partner)Phone: (415)703-4600 (xxx) xxx-xxxxFAX: (415)703-4718 (510) 286-6862E-mail Address: wcis@dir.ca.gov

Technical Contact:

Name: (Varies by trading partner)Title: (Varies by trading partner)Phone: (415)703-4600 (xxx) xxx-xxxxFAX: (415)703-4718 (510) 286-6862E-mail Address: wcis@dir.ca.gov

RECEIVER'S VAN ELECTRONIC MAILBOX(S):

~~Network:~~ A.T. & T.Network: IBM Global (Advantis)

	TEST	PROD
Mailbox Acct ID	<u>(N/A)</u>	<u>(N/A)</u>
User ID	<u>(N/A)</u>	<u>(N/A)</u>

	TEST	PROD
Mailbox Acct ID	<u>DIRW</u>	<u>DIRW</u>
User ID	<u>DIRWCIS</u>	<u>DIRWCIS</u>

RECEIVER'S NETWORK IP ADDRESS FOR CONNECTING VIA A VIRTUAL PRIVATE NETWORK (VPN) FILE TRANSFER PROTOCOL (FTP): (Please contact DWC for this information)

RECEIVER'S E-MAIL ADDRESSES FOR TRANSMISSIONS VIA E-MAIL ATTACHMENT:

TEST: wcisdata@dir.ca.govPRODUCTION: wcisdata@dir.ca.govRECEIVER'S FLAT FILE RECORD DELIMITER: CR

RECEIVER'S ANSI X12 TRANSMISSION SPECIFICATIONS:

Segment Terminator: ~Data Elements Separator: *Sub-Element Separator: >

ISA Information:

Sender/Receiver Qualifier: ZZ ZZSender/Receiver ID: (Use Master FEINs)Form DWC WCIS TP01 (Revised 6/05 ~~4/10~~) (DATE TO BE INSERTED BY OAL – 12 MONTHS FOLLOWING APPROVAL AND FILING WITH SECRETARY OF STATE)

PART E. California EDI Trading Partner Insurer/Claim Administrator ID List:

This Sender ID list is available online at: <http://www.dir.ca.gov/DWC/WCIS.htm>.

Date Prepared: _____

Sender Company Name: _____

Sender E-mail Address: _____

Sender Master FEIN: _____

Sender Physical Postal Code (Zip+4): _____

Trading Partner Type: _____ (refer to Trading Partner Types below*)

This list will be used to reconcile profile identification records. If, after filing this form with the Division, any entries are added or removed from the listing, the trading partner shall submit a revised California EDI Trading Partner Insurer/ Claim Administrator ID List.

List all insurer/claim administrator FEINs and claim administrator postal codes that will be reported by the Sender. For each claim administrator, all physical adjusting locations must be listed separately. Anytime there is a change, Trading Partners must submit a revised ID List.

#	Insurer/Claim Administrator/Self-Insurer Legal Name	FEIN #	Trading Partner Type*	Postal Code (Zip+4)**
1	<u>Sender must be added to the list.</u>			
2				
3				
4				
5				
6				
7				
8				
9				
10				
11				
12				
13				
14				
15				
16				
17				
18				
19				
20				

Please add additional lines and pages as needed.

***Trading Partner Types**

1 = Self-Administered Insurer

2 = Self-Administered, Self-Insured (employer)

3 = Third Party Administrator of Insurer

4 = Third Party Administrator of Self-Insured (employer)

~~5 = Self-Insurer~~

~~6~~5 = Other (Please specify): _____

Form DWC WCIS TP01 (Revised ~~6/05~~ ~~4/10~~) (DATE TO BE INSERTED BY OAL – 12 MONTHS FOLLOWING APPROVAL AND FILING WITH SECRETARY OF STATE)

February, 2006 ~~January 2010~~

(DATE TO BE INSERTED BY OAL – 12 MONTHS

FOLLOWING APPROVAL AND FILING WITH SECRETARY OF STATE)

****Nine-digit postal codes required for Claim Administrator Types 1-4. The FEIN and nine-digit postal code must match the DN6 or DN8 and DN14, respectively, submitted in your transmissions.**

Form DWC WCIS TP01 (Revised ~~6/05~~ ~~1/10~~) (DATE TO BE INSERTED BY OAL – 12 MONTHS FOLLOWING APPROVAL AND FILING WITH SECRETARY OF STATE)

February, 2006 ~~January 2010~~
(DATE TO BE INSERTED BY OAL – 12 MONTHS FOLLOWING APPROVAL AND FILING WITH SECRETARY OF STATE)

WORKERS' COMPENSATION INFORMATION SYSTEM

Electronic Data Interchange Trading Partner Profile**INSTRUCTIONS FOR COMPLETING TRADING PARTNER PROFILE**

Each claims administrator will complete parts A, B, and C, and E, providing information as it pertains to them. Part D contains receiver information, and will be completed by the Division of Workers' Compensation (DWC).

PART A. TRADING PARTNER BACKGROUND INFORMATION:

Sender NAME: The name of your business entity corresponding with the Master FEIN.

Sender's Master FEIN: The Federal Employer's Identification Number of your business entity. This FEIN, along with the 9-position zip code (Zip+4) in the trading partner address field, will be used to identify a unique trading partner.

Physical Address: The street address of the physical location of your business entity. It will represent where materials may be received regarding "this" trading partner agreement if using a delivery service other than the U.S. Postal Service.

City: The city of the physical address of your business entity.

State: The 2-character standard state abbreviation of the state of the physical address of your business entity.

Zip Postal Code: The 9-position zip code of the physical address of your business entity. This field, along with the Trading Partner FEIN, will be used to uniquely identify a trading partner.

Mailing Address: The mailing address used to receive deliveries via the U. S. Postal Service for your business entity. This should be the mailing address that would be used to receive materials pertaining to "this" trading partner agreement. If this address is the same as the physical address, indicate "Same as above".

Form DWC WCIS TP01 (Revised 6/05 4/10) (DATE TO BE INSERTED BY OAL – 12 MONTHS FOLLOWING APPROVAL AND FILING WITH SECRETARY OF STATE)

Claims Administrator Type: Indicate any functions that describe the claims administrator. If "other", please specify.

PART B. TRADING PARTNER CONTACT INFORMATION:

This section provides the ability to identify individuals within your business entity who can be used as contacts. Room has been provided for two contacts: business and technical.

The BUSINESS CONTACT should be the individual most familiar with the overall extract and transmission process within your business entity. He/she may be the project manager, business systems analyst, etc. This individual should be able to track down the answers to any issues that may arise from your trading partner that the technical contact cannot address.

The TECHNICAL CONTACT is the individual that should be contacted if issues regarding the actual transmission process arise. This individual may be a telecommunications specialist, computer operator, etc.

BUSINESS/TECHNICAL CONTACT: Name The name of the contact.

BUSINESS/TECHNICAL CONTACT: Title The title of the contact or the role that contact performs.

BUSINESS/TECHNICAL CONTACT: Phone The telephone number at which that contact can be reached.

BUSINESS/TECHNICAL CONTACT: FAX If FAX facilities are available, the telephone number of the FAX machine to use for the contact.

BUSINESS/TECHNICAL CONTACT: E-mail If the contact can be reached via electronic mail, an e-mail address that may be used to send messages to this contact should be provided in this section.

PART C. TRANSMISSION SPECIFICATIONS:

Form DWC WCIS TP01 (Revised 6/05 4/10) (DATE TO BE INSERTED BY OAL – 12 MONTHS FOLLOWING APPROVAL AND FILING WITH SECRETARY OF STATE)

This section is used to communicate all allowable options for EDI transmissions between the trading partner and DWC.

~~One profile should be completed for each set of transactions with common transmission requirements. For example, if a trading partner is currently sending production transmissions to DWC via a VAN, but would like to enter test status for sending via internet file transfer, a second profile can be completed for the internet option. Although one profile will satisfy most needs, it should be noted that if transmission parameters vary by transaction set IDs, a trading partner could specify these differences by providing more than one profile.~~

PROFILE ID: A number assigned to uniquely identify a given profile.

PROFILE ID DESCRIPTION: A free-form field used to uniquely identify a given profile between trading partners. This field becomes critical when more than one profile exists between a given pair of trading partners. It is used for reference purposes.

~~TRANSMISSION MODE: The claims administrator must select one of the following transmission modes through which the WCIS can accept transactions: EDI transactions sent through a value added network (VAN), or EDI transactions sent as internet file transfers (e-mail and FTP). Those selecting the VAN option should complete sections C1 and C2 below. Those selecting the INTERNET FILE TRANSFER option should complete sections C1 and C3 below.~~

~~SECTION PART C1: VAN and INTERNET FILE TRANSFER PROVIDERS ONLY: TRANSACTION SETS FOR THIS PROFILE:~~

This section identifies all the transaction sets/report types described within the profile along with any options that DWC provides to the claims administrator for each transaction set.

TRANSACTION TYPE: Indicates the types of EDI transmissions accepted by DWC.

MODE OF TRANSMISSION FILE FORMAT: DWC will specify below any FLAT FILE RELEASE #(s) and ANSI X12 VERSION #(s) which can be accepted for a given transaction set by DWC. The claim administrator should select ONE mode of transmission (flat file release # or ANSI X12

Form DWC WCIS TP01 (Revised 6/05 4/10) (DATE TO BE INSERTED BY OAL – 12 MONTHS FOLLOWING APPROVAL AND FILING WITH SECRETARY OF STATE)

version #) from the alternatives specified. NOTE: WCIS will transmit acknowledgments using the acknowledgment format that corresponds to the format of the original transaction.

EXPECTED TRANSMISSION DAYS OF WEEK: Indicate expected transmission timing for each transaction type by circling the applicable day or days. Transmission days of week information will help DWC to forecast WCIS usage during the week. Note that DWC reserves the right to impose restrictions on a trading partner's transmission timing in order to control system utilization.

PRODUCTION RESPONSE PERIOD: DWC will indicate here the ~~maximum~~ normal period of elapsed time within which a sending trading partner may expect to receive an acknowledgment for a given transaction type.

SECTION PART C2: ~~VAN PROVIDERS ONLY~~ FTP ACCOUNT INFORMATION:

~~ELECTRONIC MAILBOX FOR THIS PROFILE: If a Value Added Network (VAN) will be used to exchange data, the claims administrator will specify the electronic mailbox to which data can be transmitted. Separate mailbox information may be provided for transmitting production versus test data.~~

~~NETWORK: The name of the value added network service on which the mailbox can be accessed.~~

~~NETWORK MAILBOX ACCT ID: The name of the claims administrator's mailbox on the specified VAN.~~

~~NETWORK: USER ID: This is the identifier of the claims administrator's entity to the VAN.~~

SENDER NAME: The name of your business entity corresponding with the Master FEIN.

USER NAME: Specify a user name, which will be used to identify the authorized claim administrator for access to the WCIS-hosted FTP server. User names should be 8 characters maximum in length (alpha-numeric only) with a suffix added to the user name according to your mode of transmission. The suffix for SSL users will be "@WCISSSL" and for PGP

Form DWC WCIS TP01 (Revised ~~6/05~~ ~~4/10~~) (DATE TO BE INSERTED BY OAL – 12 MONTHS FOLLOWING APPROVAL AND FILING WITH SECRETARY OF STATE)

users, it will be “@WCISPGP”. If you do not provide a username and/or password, they will be generated by the DWC WCIS and sent to you.

PASSWORD: Specify a password, which will be used by the WCIS in combination with the user name to prevent data file submission by unauthorized parties. Passwords should be at least 8 characters in length, and may contain letters or numbers (but no spaces or other symbols). If you do not provide a username and/or password, they will be generated by the DWC WCIS and sent to you.

TRANSMISSION MODES: Select one of the following transmission modes: FTP over SSL or FTP over SSL using PGP encryption and authentication.

SOURCE NETWORK IP ADDRESS: This Internet Protocol (IP) address will be used for allowing access to the WCIS FTP server through our firewall to establish the FTP connections between the claims administrator and DWC.

FILE NAMING CONVENTION: Each sender shall use a unique file naming convention for their incoming files based on the file name prefix and a unique identifier, such as date/time or date/sequence.

SECTION C3: ~~INTERNET FILE TRANSFER PROVIDERS ONLY:~~

~~EDI files may be transferred between a claims administrator and DWC by means to be negotiated between the two parties. Transmission mechanisms include File Transfer Protocol (FTP) and internet e-mail attachments. The following pieces of information will be used to facilitate such file transfers.~~

~~USER NAME: Specify a user name, which could be used to identify this authorized claim administrator for access to WCIS server. User names should be at least 8 characters in length, and may contain letters or numbers (but no spaces or other symbols). If you do not provide a username and/or password, they will be generated by the DWC and sent to you.~~

~~PASSWORD: Specify a password, which will be used by the WCIS in combination with the user name to prevent data file submission by unauthorized parties. Passwords should be at least 8 characters in length, and may contain letters or numbers (but no spaces or other~~

Form DWC WCIS TP01 (Revised 6/05 ~~4/10~~) (DATE TO BE INSERTED BY OAL – 12 MONTHS FOLLOWING APPROVAL AND FILING WITH SECRETARY OF STATE)

~~symbols). If you do not provide a username and/or password, they will be generated by the DWC and sent to you.~~

~~NETWORK IP ADDRESS: Claims administrators with internet-connected networks must provide the Internet Protocol (IP) address here or the Uniform Resource Locator (URL) address. This address will be used for establishing the File Transfer Protocol (FTP) connections between the claims administrator and DWC.~~

~~E-MAIL ADDRESS: The e-mail address of the claims administrator through which WCIS data would be exchanged with DWC using internet e-mail attachments (which may also be used to send acknowledgements for EDI transactions sent via File Transfer Protocol (FTP)).~~

PART D. RECEIVER INFORMATION (to be completed by DWC):

This section contains DWC's trading partner information.

Name: The business name of California Division of Workers' Compensation (DWC).

FEIN: The Federal Employer's Identification Number of DWC. This FEIN, combined with the 9-position zip code (Zip+4), uniquely identifies DWC as a trading partner.

Physical Address: The street address of DWC. The 9-position zip code of this street address, combined with the FEIN, uniquely identifies DWC as a trading partner.

Mailing Address: The address DWC uses to receive deliveries via the U.S. Postal Service.

Contact Information: This section identifies individuals at DWC who can be contacted with issues pertaining to this trading partner. The TECHNICAL CONTACT is the individual that should be contacted for issues regarding the actual transmission process. The BUSINESS CONTACT can address non-technical issues regarding the WCIS.

Form DWC WCIS TP01 (Revised ~~6/05 4/10~~) (DATE TO BE INSERTED BY OAL – 12 MONTHS FOLLOWING APPROVAL AND FILING WITH SECRETARY OF STATE)

~~RECEIVER'S VAN ELECTRONIC MAILBOXES: This section specifies DWC's Value Added Network (VAN) mailboxes, which claims administrators can use to transmit EDI transactions to DWC. Separate mailbox information may be provided for receiving production versus test data.~~

~~NETWORK: The name of the VAN service on which the DWC's mailbox can be accessed.~~

~~NETWORK MAILBOX ACCT ID: The name of the DWC mailbox on the specified VAN.~~

~~NETWORK: USER ID: This is the identifier of the DWC's entity to the VAN.~~

~~RECEIVER'S NETWORK IP ADDRESS FOR CONNECTING VIA A FILE TRANSFER PROTOCOL (FTP): If claims administrators are provided the option of sending EDI transmissions to WCIS using a File Transfer Protocol, DWC will provide the appropriate network IP (Internet Protocol) address here.~~

~~RECEIVER'S E-MAIL ADDRESSES FOR TRANSMISSIONS VIA E-MAIL ATTACHMENT: If claims administrators are provided the option of sending EDI transmissions to WCIS as internet e-mail attachments, the DWC e-mail address(es) to be used for such transmissions are provided here. Separate e-mail addresses may be provided for receiving production versus test data.~~

~~RECEIVER'S FLAT FILE RECORD DELIMITER: This character is to be used by claims administrators to indicate the end of each physical record when submitting flat file transactions formatted according to the IAIABC proprietary standards.~~

~~RECEIVER'S ANSI X12 TRANSMISSION SPECIFICATIONS:~~

~~SEGMENT TERMINATOR: The character to be used as a segment terminator is specified here.~~

~~DATA ELEMENT SEPARATOR: The character to be used as a data element separator is specified here.~~

~~Form DWC WCIS TP01 (Revised 6/05 4/10) (DATE TO BE INSERTED BY OAL – 12 MONTHS FOLLOWING APPROVAL AND FILING WITH SECRETARY OF STATE)~~

SUB-ELEMENT SEPARATOR: The character to be used as a sub-element separator is specified here.

SENDER/RECEIVER QUALIFIER: This will be the claims administrator's ANSI ID Code Qualifier as specified in an ISA segment. Separate Qualifiers are provided to exchange Production and Test data, if different identifiers are needed.

SENDER/RECEIVER ID: If the claims administrator can accept ANSI transmissions, this will be the ID Code that corresponds with the ANSI Sender/Receiver Qualifier (ANSI ID Code Qualifier) as specified in an ISA segment. Separate Sender/Receiver IDs are provided to exchange Production and Test data, if different identifiers are needed.

PART E. ELECTRONIC PARTNERING INSURER/CLAIM ADMINISTRATOR ID LIST

This ID List includes all insurers and claim administrators whose data will be reported under a given Sender ID. The ID List includes insurer and claim administrator names, FEINs, claim administrator postal codes and trading partner types. For each claim administrator, all physical adjusting locations must be listed separately. Anytime there is a change, Trading Partners must submit a revised ID List.

Form DWC WCIS TP01 (Revised ~~6/05 4/10~~) (DATE TO BE INSERTED BY OAL – 12 MONTHS FOLLOWING APPROVAL AND FILING WITH SECRETARY OF STATE)

February, 2006 ~~January 2010~~
(DATE TO BE INSERTED BY OAL – 12 MONTHS
FOLLOWING APPROVAL AND FILING WITH SECRETARY OF STATE)

Section G: Test, Pilot, Parallel and Production Phases of EDI

Step 1. Complete an EDI Trading Partner Profile	G-2
Step 2. Complete the Test Phase	G-4
Purpose	G-4
Order of Testing	G-4
Test Criteria	G-5
Test Procedure	G-5
Step 3. Complete the Pilot Phase	G-8
Overview	G-8
Purpose	G-8
Data Quality Criteria	G-9
Maintenance Type Codes Piloted	G-10
Step 4. Parallel	G-11
Parallel Procedure	G-11
Moving from Parallel to Production Status	G-14
Step 5. Production	G-14
Paper Reports	G-14
Data Quality Requirements	G-14
Data Quality Reports	G-15
Trading Partner Profile	G-15
WCIS Parallel Batch Identification Form	G-16
Crosswalk of Employer's, Doctor's, and EDI First Report	G-17

Test, Pilot, Parallel and Production Phases of EDI

This section is a step-by-step guide to become a successful EDI Trading Partner in the California workers' compensation system. Attaining EDI capability can be viewed as a five step process: 1) begin with completing a Trading Partner Profile, 2) send a test transmission to make sure your system and the WCIS system can communicate with each other, 3) complete a Pilot phase, to check for complete, valid, and accurate data, 4) (optional) complete a Parallel phase, where your EDI transmissions are compared to their corresponding paper reports and 5) attain and maintain full production capability. The steps outlined below are meant to help you through this process by providing you with information on what to expect in terms of electronic acknowledgments, what could go wrong along the way, and how to fix problems as they arise. Your WCIS contact person is available to work with you during this process to make sure that the transition to attaining Production status in California workers' compensation EDI is as successful as possible.

Step 1. Complete an EDI Trading Partner Profile

Completing a Trading Partner Profile form is the first step in reporting workers' compensation EDI data to WCIS. As stated in the WCIS regulations (Section 9702(j)), the form should be submitted to the Division at least 30 days before the first transmission of EDI data--at least 30 days before the Trading Partner sends the first test transmission (see Step 2). See Section F of this guide for details on who should complete a Trading Partner Profile form.

1. Get a copy of the Trading Partner Profile form

Form DWC WCIS TP01 (Revised 6/05 ~~4/10~~) **(DATE TO BE INSERTED BY OAL – 12 MONTHS FOLLOWING APPROVAL AND FILING WITH SECRETARY OF STATE)**, entitled *Electronic Data Interchange Trading Partner Profile*, is available from the following sources:

- Section F—Trading Partner Profile.
- California Division of Workers' Compensation web site at <http://www.dir.ca.gov/DWC/wcis.htm>
- Call or e-mail your WCIS liaison--see Section B—Where to Get Help.

When contacting us, please provide your name, company, and the e-mail or mailing address you would like the form sent to, and we will mail you a copy.

2. Complete the form

The form contains instructions about how to complete it. If you need additional help completing the form, contact your WCIS liaison. The Trading Partner Profile form asks you to provide the following information:

- Your business name, FEIN, 9-digit postal code, address, and type of business (insurer, employer, TPA, etc.).
- Name, phone, fax, and e-mail of business contact person
- Name, phone, fax, and e-mail of technical contact person
- Transmission mode (~~VAN/Integrator, e-mail attachment, or FTP~~)
- Transmission specifications for each transaction type (flat file or ANSI X12)
- Transmission schedule (how often, what days)

~~On a separate sheet of paper, also eComplete a list of all claim administrator company names, and FEINs and nine-digit postal codes of adjusting locations (DN14) for claim administrators whose data will be reported under the Sender ID of the Trading Partner profile (see Section F, Part E for more information). The WCIS uses the claim administrator FEIN to process individual transactions. Since transactions for unknown claim administrators will be rejected by WCIS, it is imperative that this information be provided along with the Trading Partner Profile form.~~

3. Return the completed forms to the Division

~~Mail or fax~~ E-mail the Trading Partner Profile form and, if applicable, the sender ID list of claim administrator names, FEINs and postal codes reported under that Profile to the attention of your WCIS contact person: ~~or to~~ wcis@dir.ca.gov.

~~WCIS Trading Partner Profile
Attn: Your WCIS Contact (if known)
Department of Industrial Relations
1515 Clay St, Ste 1902
Oakland, CA 94612
Fax: (510) 286-6862~~

4. Wait for approval of your Trading Partner Profile

- Your WCIS contact person will review your Trading Partner Profile and Sender ID list for completeness and accuracy. If there are any questions, you will be notified.
- Upon approval of your application, you will be notified. You are now ready to move into the Test phase and may begin sending test files (see

Step 2) to assess the capability of your system to send transmissions to WCIS.

Step 2. Complete the Test Phase

Purpose

The purpose of the Test phase is to make sure that your transmissions meet certain technical specifications. WCIS needs to be able to recognize and process your transmissions, and your system needs to be able to recognize and process transmissions from WCIS. The following are checked during the test:

- the **transmission mode** (~~e-mail attachment, VAN/Integrator transmission, or FTP~~) for both report and acknowledgment files is functional and acceptable for both receiver and sender,
- the **sender ID** is valid and recognized by the receiver and vice versa,
- the **file format** (ANSI X12 or flat file) matches the file format specified in the Trading Partner Profile of the sender and is structurally valid,
- the **batch format** of files sent by the Trading Partner is correct, (i.e., each batch contains an appropriate header record, one or more transaction records, and a trailer record, and the number of records sent matches the number indicated in the trailer).

Order of Testing

The Test (Step 2), Pilot (Step 3), and Parallel (Step 4) phases are done separately for each transaction type supported by WCIS:

- First Report of Injury (FROI)
- Subsequent Report of Injury (SROI)

You should be in Production with First Reports before testing and piloting Subsequent Reports. This is because the WCIS system will not be able to recognize your Subsequent Report transmissions unless it has already received the corresponding First Report.

Test Criteria

In order for your system and the WCIS system to communicate successfully, the following conditions must be met:

- No errors in header or trailer records,
- Correct ANSI structure (if using ANSI),
- TP can receive electronic acknowledgment (AK1/824) reports.

Test Procedure

~~Note: Trading Partners sending data as an e-mail attachment should follow the steps given in Sending Data as an E-mail Attachment in Section I – Transmission Modes, before sending a test file. Trading Partners using a File Transfer Protocol server should follow the steps given in Using a FTP Server “Data Transmission with File Transfer Protocol” in Section I – The FTP Transmission Modes, before sending a test file.~~

1. Prepare a test file

Trading Partners send data to WCIS in **batches**. A batch consists of 3 parts:

- a header record which identifies the sender, receiver, test/production status, time and date sent, etc.
- one or more transactions (First Reports or Subsequent Reports),
- a trailer record which identifies the number of transactions in the batch.

We suggest that the test file consist of one batch of 5 production-quality reports of unique claims, real or simulated. Each test file must have the Test/Production indicator (DN104) located in the Header record set to “T”.

For First Reports: Submit Original first reports (Maintenance Type Code “00”)

For Subsequent Reports: Submit Initial Payment reports (MTC “IP”)

Note: If you would like to send additional MTCs while testing, please let your WCIS contact person know so that the WCIS system can be set up to receive them. Annual Reports (MTC “AN”), are a type of subsequent report and need not be tested. If a Trading Partner successfully tests SROIs with MTC “IP,” then it automatically passes the Test phase for SROIs with MTC “AN.”

2. Send the test file

Send ~~(or make available if FTP)~~ the test file to WCIS. The test data you send, if successful, will be posted to our test database. They will not be posted to the WCIS production database. This means that any live California claims sent as test data will have to be resent to WCIS, after passing the test stage, in order to be posted to the WCIS production database.

3. Wait for electronic acknowledgment from WCIS

Trading Partners must be able to receive and process an electronic acknowledgment--AK1 (flat file) or 824 (ANSI)--from WCIS. When a test file has been processed, an electronic acknowledgment will be transmitted to the Trading Partner. The acknowledgment will report whether the transmission was successful, and, if not successful, any errors that occurred, as outlined in the following table. **Note that if the test file is missing the header, or if the sender ID in the header is not recognized by WCIS, no acknowledgment will be sent.** Also, the acknowledgment sent during the test phase will be header-level only; it will not contain information about the individual claims that you sent.

Structural Edits

Error Code, if applicable	Edit	Result
	Presence of HD1 (Header record)	Transmission rejected; no ACK sent
042	Presence of TR1 (Trailer record)	ACK rejecting transmission
002	Transaction Set ID at record level invalid	ACK rejecting transmission
997 Error Codes	ANSI structure validation <ul style="list-style-type: none"> Segment Count does not match Transaction Set Trailer Missing Transaction Set not Supported Transaction Set Control # in Header/Trailer don't match Missing or Invalid Transaction Set ID Missing or Invalid Transaction Set Control # 	997 functional acknowledgment
042	Header record must be 87 bytes long	ACK rejecting transmission

Data Edits

Error Code	Message	Data Elements to Validate	Result
001	Trading Partner Table Mandatory field not present	<ul style="list-style-type: none"> • Sender ID • Receiver ID • Date Transmission Sent • Time Transmission Sent • Test/Production Indicator • Interchange Version ID 	Transmission rejected; no ACK sent (Sender ID) ACK rejecting transmission (remaining elements)
028	Must be Numeric (0-9)	<ul style="list-style-type: none"> • Detail Record Count 	ACK rejecting transmission
029	Must be a valid Date (CCYYMMDD)	<ul style="list-style-type: none"> • Date Transmission Sent 	ACK rejecting transmission
031	Must be a valid Time (HHMMSS)	<ul style="list-style-type: none"> • Time Transmission Sent 	ACK rejecting transmission
039	No match on database	<ul style="list-style-type: none"> • Sender Id 	Transmission rejected; no ACK sent
041	Must be <= Current Date	<ul style="list-style-type: none"> • Date Transmission Sent 	ACK rejecting transmission
056	Detail Record Cnt NE number recs received	<ul style="list-style-type: none"> • Detail Record Count 	ACK rejecting transmission
057	Duplicate Transmission	<ul style="list-style-type: none"> • Transaction Set ID 	ACK rejecting transmission
058	Code/ID Invalid	<ul style="list-style-type: none"> • Test/Production Indicator • Interchange Version ID • Receiver ID 	ACK rejecting transmission
058	Code/ID Invalid	<ul style="list-style-type: none"> • Release Number = 1 	ACK rejecting transmission

Trading Partners should receive an electronic acknowledgment within 48 hours of sending the test transmission. If you do not receive an acknowledgment within 48 hours, contact your WCIS contact person.

Trading Partners using ANSI X12 file format will receive a 997, or functional acknowledgment, in addition to the 824.

4. Process the acknowledgment and correct any errors

If you receive an acknowledgment error (Application Acknowledgment Code (DN111) = TR or “~~transmission~~ transaction rejected”), you will need to check the batch’s file format, and make corrections before re-transmitting the file to WCIS.

If the acknowledgment has a TA code (“transaction accepted”), skip to step 6.

5. Retransmit corrected file to WCIS

Send the corrected file to WCIS. If your test fails again, repeat steps (2) through (5) until your test file is accepted by WCIS (no TR code). You may send as many test files as you need to. Let your WCIS liaison know if you have any questions or problems along the way.

6. Notify the Division when you are ready to move on to the Pilot Phase

When WCIS accepts your test transmission without technical errors, this means that your system and the WCIS system are able to successfully communicate with each other and your files are in a format readable by WCIS. Let your WCIS liaison know when you have successfully transmitted a test file. This person will verify the success of your test by accessing the WCIS system. If you have passed, your Trading Partner Profile on the WCIS system will be updated to prepare WCIS for your pilot data.

Your WCIS liaison will notify you when the WCIS system is ready to accept your pilot data. You may then begin transmitting pilot data as described in Step 3 below ~~in the next section~~.

Step 3. Complete the Pilot Phase

Overview

During the Pilot phase, the Trading Partner sends live California workers' compensation injury reports--First Reports of Injury and/or Subsequent Reports of Injury--to WCIS to be analyzed for data validity and completeness. The Test/Production Indicator (DN104) should be set to "P" at this point.

Purpose

Testing for data quality during the Pilot, Parallel and Production phases will help Trading Partners comply with Section 9702, Electronic Data Reporting of the WCIS Regulations (8 CCR §9702(a)):

"Each claims administrator shall, at a minimum, provide **complete, valid, and accurate data** for the data elements set forth in this section."

- **complete data** – In order to evaluate the effectiveness and efficiency of the California workers' compensation system (one of the purposes of WCIS set forth in the 1993 authorizing statute), claims administrators

must submit all required data elements on workers' compensation claims for the required reporting periods.

- **valid data** – Valid means that the data are what they are purported to be. For example, data in the date of injury field must be date of injury and not some other date (or something else entirely). Data must consist of allowable values, e.g., date of injury cannot be September 31, 2005, a non-existent date. At a more subtle level, each Trading Partner must have the same understanding of the meaning of each data element and submit data with that meaning only. **Review the definitions for each required data element in the *Data Dictionary of the IAIABC EDI Implementation Guide* (<http://www.iaiaabc.org>) to be sure that your use of the data element matches that assigned by the IAIABC. If your meaning or use of a data element differs, you will need to make changes to conform to the IAIABC standards.**
- **accurate data** – Accurate means free from errors. There is little value in collecting and utilizing data unless there is assurance that the data are accurate. WCIS currently follows the IAIABC Edit Matrix error messages in the February 15, 2002 revised edition of the *IAIABC EDI Implementation Guide*.

The Pilot phase is used to ensure that the above requirements are met before a Trading Partner is allowed to routinely submit electronic data to WCIS in the place of hard copy reports--in other words, before the Trading Partner is moved to Parallel status.

Data Quality Criteria

Reports are first transmitted to WCIS via EDI, and they are tested for **completeness** and **validity** using automatic built-in data edits on the WCIS system.

DWC suggests that you transmit **at least 30 live claims** to WCIS. These claims should meet or exceed the following two data quality criteria:

- No more than 5% of transmitted reports are rejected (Application Acknowledgment Code = TR or "transaction rejected"). This is the same as saying that at least 95% of transmitted reports are free of any errors in mandatory/fatal or conditional/fatal data elements, AND
- Of the accepted reports ($\geq 95\%$ of transmitted reports), no more than 10% contain errors (Application Acknowledgment Code = TE or "accepted with errors"). This is the same as saying that at least 90% of

~~February, 2006~~ ~~January 2010~~

(DATE TO BE INSERTED BY OAL – 12 MONTHS

FOLLOWING APPROVAL AND FILING WITH SECRETARY OF STATE)

the accepted reports are free of any errors in mandatory/serious or conditional/serious data elements.

Note: Trading Partners whose claim volume is too low to reasonably send 30 claims may send fewer claims. Your WCIS contact will be able to advise you on how many claims to send.

First Reports: If data do not meet the above data quality criteria on the initial submission because of missing data, the Trading Partner has up to 60 days from the initial submission to fill in missing data in order to meet these criteria (see section 9702(b) of the WCIS regulations). Any corrections made will be reflected in the remainder of the pilot process.

The data reporting requirements for each data element are listed in Section **L** **K** – Required Data Elements.

Transactions that are rejected (TR) must be corrected and resent with the original MTC code of the rejected transaction. Transactions that are accepted with error (TE) must be corrected and resent with the CO (Correction) MTC code.

Test/Production Indicator

The Test/Production indicator (DN104) located in the Header record is set to “P” during the Pilot stage. Data are posted to the California WCIS live database.

Maintenance Type Codes Piloted

The following are the maintenance type codes piloted in California at this time:

FROI	00	(Original)
SROI	IP	(Initial Payment)

During the Pilot process, Trading Partners may also need to submit reports with MTC CO (Correction) in order to correct data reported in error or to fill in missing data. Trading Partners may also submit reports with MTC 02 (Change) to update any previously reported data elements that were accepted without error.

After a report type has been successfully piloted, all other maintenance type codes for that report type become reportable. For example, once a Trading Partner has successfully piloted Original First Reports, the AU, 01, 04, 02, and CO maintenance type codes for first reports are reportable. Depending on overall Trading Partner performance, California may later choose to incorporate additional maintenance type codes into the piloting requirements.

Step 4. Parallel Procedure (Optional)

1. Request Parallel analysis

After you have fulfilled the completeness and validity data quality requirements of EDI, the next step is to submit the paper reports of the corresponding EDI reports to be cross-checked for accuracy. Notify your WCIS contact person when you are ready for a “Parallel analysis”. This person will verify that the EDI completeness and validity requirements are fulfilled before you proceed.

Unresolved mismatches between the paper and EDI reports should not exceed 5% of all reportable data elements across all cross-checked reports. In addition, there may be no data mapping errors (e.g., employer telephone number always sent in place of the employee telephone number, or “part of body = foot” always sent when “part of body = hand”).

A cross-walk of data elements contained on California First Report Forms 5020 and 5021 and on the EDI First Report of Injury is provided at the end of this section. For data elements that appear on all three reports, a match on the EDI First Report with at least one of the corresponding values from the paper reports is required. For example, if the employer address field is filled in on Form 5020 but not on Form 5021, the address on Form 5020 should match the corresponding EDI data elements for employer address. If different employer addresses are provided on Forms 5020 and 5021, one of these addresses should match the corresponding EDI data elements for employer address.

Additionally, the following data elements are used in the Parallel analysis:

DN	Data Element
44	Employee First Name
43	Employee Last Name
45	Employee Middle Name/Initial
46	Employee Street Address Line 1
48	Employee City
49	Employee State
50	Employee Postal Code
51	Employee Phone Number
42	Social Security Number
52	Employee Date of Birth
53	Gender Code
61	Date of Hire
59	Class Code
58	Employment Status Code
60	Occupation
18	Employer Name
19	Employer Street Address Line 1
21	Employer City
22	Employer State
23	Employer Postal Code
62	Wage
63	Wage Period
31	Date of Injury
65	Date Last Day Worked
56	Date Disability Began
35	Nature of Injury Code
36	Part of Body Injured Code
37	Cause of Injury Code
38	Accident Description/Cause
33	Postal Code of Injury Site
68	Date of Return to Work
57	Employee Date of Death
40	Date Reported to Employer

2 MONTHS
G WITH SECRETARY OF STATE)

2. Prepare paper copies of reports

First Reports: Make one copy of completed *Form 5020, Rev. 6, Employer's Report of Occupational Injury or Illness* for each Original First Report that you submitted in the EDI portion of the pilot. If you wish, you may also make one copy of *Form 5021, Rev. 4, Doctor's First Report of Occupational Injury or Illness*. This gives you more opportunities for a successful match if information on Form 5020 fails to match the EDI First Report. Fill out a *WCIS Parallel Batch Identification Form* (at the end of this section). The purpose of this form is to allow DWC to link your EDI reports to your paper reports.

Subsequent Reports (IP): Make one copy of the benefit notice sent to the employee notifying him/her of the start of benefit payments for each Subsequent Report that you submitted in the EDI portion of the Pilot. Fill out a *WCIS Parallel Batch Identification Form* (at the end of this section). This form allows DWC to link your EDI reports to your paper reports.

3. Send paper reports to DWC

Send the paper forms to your WCIS liaison. Please include a completed *WCIS Parallel Batch Identification Form* to facilitate identification of your claims. Mail the entire packet to:

WCIS Parallel Phase
Attn: Your WCIS Contact
Department of Industrial Relations
1515 Clay St, Suite ~~4902~~ 1800
Oakland, CA 94612

4. Wait for Parallel Analysis Report

Your WCIS contact will compare your paper and EDI reports for consistency and prepare a "Parallel Analysis Report," which will be sent to you. The report will describe any discrepancies noted between data sent on paper and data sent electronically, as well as any other suspected data issues/errors not detected by the routine EDI program edits.

You may be asked to explain any discrepancies. Depending on the extent of the discrepancies, this may require a phone consultation, a meeting, a brief note, or a more formal written justification.

Moving from Parallel to Production Status

When the data quality criteria of the Pilot and the optional Parallel phase have been met for a given transaction, the Trading Partner will be approved for Production status for that transaction. You will receive written authorization from the Division to submit Production status data to WCIS for the transaction type successfully tested and piloted. Once Production status for a transaction type has been granted, you will no longer be required to send the corresponding paper report to the Division of Labor Statistics and Research (DLSR).

Step 45. Production

Congratulations! You are now officially in Production for EDI reporting of workers' compensation claims data with the State of California Division of Workers' Compensation.

During Production, the following conditions apply:

Paper Reports

The EDI First Report fulfills the requirement to submit paper copies of the Employer's Report (Form 5020) to the California Division of Labor Statistics and Research (DLSR), pursuant to Labor Code §6409.1 and 8 C.C.R. §14001 (see letter from DLSR in Section E–WCIS Regulations). However, the submission of paper copies of the Doctor's First Report of Occupational Injury or Illness (Form 5021) to DLSR is still required at this time (LC §6409 and 8 C.C.R. § 14001-14002).

In the future, submission of the ICD-9 CM Diagnosis Code, on the first Medical Bill/Payment Report, may substitute for the requirement to submit the paper Doctor's First Report (Form 5021) to DLSR.

Trading Partners in Production status for Subsequent reports satisfy the obligation to submit paper copies of benefit notices to the Administrative Director pursuant to Labor Code §138.4 (see §9702 (h)(1) of the WCIS regulations).

Data Quality Requirements

Data sent to WCIS will continue to be monitored for completeness and validity. The following are guidelines for data quality that Trading Partners should strive to meet or exceed:

- At least 95% of transmitted reports should be free of any errors in *mandatory/fatal* and *conditional/fatal* data elements,
- At least 90% of accepted reports should be free of any errors in *mandatory/serious* and *conditional/serious* data elements.

Note: As in the Pilot phase, these requirements need not be met upon the first submission of data to WCIS. Trading Partners have up to 60 days after the first submission of First Report data to submit data elements that were omitted on the first transmission because they were not known to the claims administrator (see Section 9702(b). Electronic Data Reporting of the WCIS Regulations). Notwithstanding this requirement, the claims administrator is required to transmit data in response to a data error message generated by WCIS, or when the claims administrator becomes aware of the need to update data elements previously transmitted or omitted, no later than the next submission of data for the affected claim (see Section 9702(f) of the WCIS Regulations).

DWC anticipates that, in the future, its claims auditors will collect data from claims administrators. These data will be checked for data accuracy against EDI data that were already submitted to WCIS (see LC §129; 8 CCR §10105).

Data Quality Reports

WCIS automatically monitors the quality of data received from Trading Partners during the Pilot and Production phases. The system tracks all outstanding errors and produces automated data quality reports. The Division ~~plans to provide~~ provides ~~these data quality reports to each Trading Partner upon request. a regular basis.~~ these data quality reports to each Trading Partner upon request. ~~The frequency of providing these reports has not yet been determined.~~

Trading Partner Profile

Trading Partner Profiles must be kept up-to-date. The Division must be notified of any changes to the Trading Partner Profile, since these may affect whether WCIS recognizes your transmissions. ~~Note that if the transmission mode (e-mail, VAN, or FTP) or transmission specifications (flat file vs. ANSI) are changed, this may require re-testing some or all types of transactions.~~

WCIS PARALLEL BATCH IDENTIFICATION FORM

TO: _____
Your WCIS Contact

FROM: TRADING PARTNER (the following information must be as it appears on your Trading Partner Profile)

NAME _____

ADDRESS _____

FEIN _____ ZIP CODE _____

DATE(S) ELECTRONIC TRANSMISSION(S) WERE SENT _____

TOTAL NUMBER OF EDI CLAIMS SENT _____

DATE PAPER REPORTS MAILED _____

NUMBER OF PAPER REPORTS MAILED _____

PREPARED BY _____

PHONE _____

COMPLETE THIS FORM AND RETURN WITH COPIES OF PAPER 5020 (and 5021 REPORTS, if desired) OR NOTICES OF INITIAL BENEFIT PAYMENTS TO:

WCIS Parallel Phase
Attn: ~~Your~~ WCIS Contact
Department of Industrial Relations
1515 Clay St, Suite 1902 1800
Oakland, CA 94612

~~February, 2006 January 2010~~

(DATE TO BE INSERTED BY OAL – 12 MONTHS

FOLLOWING APPROVAL AND FILING WITH SECRETARY OF STATE)

Crosswalk of Employer's (Form 5020), Doctor's (Form 5021), and EDI First Report¹

Q#	Employer's Report	Doctor's Report	Q#	EDI Data Element Name	DN#
EMPLOYER INFORMATION					
1	Firm Name	Employer Name	2	EMPLOYER NAME	18
1A	Policy Number				
2	Mailing Address	Address	3	EMPLOYER ADDRESS LINE 1 EMPLOYER ADDRESS LINE 2 EMPLOYER CITY EMPLOYER STATE EMPLOYER POSTAL CODE	19 20 21 22 23
2A	Phone Number				
3	Location, if different from Mailing Address	Address	3	EMPLOYER ADDRESS LINE 1 EMPLOYER ADDRESS LINE 2 EMPLOYER CITY EMPLOYER STATE EMPLOYER POSTAL CODE	19 20 24 22 23
3A	Location Code				
4	Nature of Business	Nature of Business	4	Must be consistent with: OCCUPATION DESCRIPTION MANUAL CLASSIFICATION CODE	60 59
5	State Unemployment Insurance Acct. No.				
6	Type of Employer				

Crosswalk of Employer's, Doctor's, and EDI First Report (cont.)

	Employer's Report	Doctor's Report		EDI Data Element Name	DN#
EMPLOYEE INFORMATION					
7	Employee Name	Patient Name	5	EMPLOYEE LAST NAME EMPLOYEE FIRST NAME EMPLOYEE MIDDLE INITIAL	43 44 45
8	Social Security Number	Social Security Number	11	EMPLOYEE SOCIAL SECURITY NUMBER	42
9	Date of Birth	Date of Birth	7	EMPLOYEE DATE OF BIRTH	52
10	Home Address	Address	8	EMPLOYEE ADDRESS LINE 1 EMPLOYEE ADDRESS LINE 2 EMPLOYEE CITY EMPLOYEE STATE EMPLOYEE POSTAL CODE	46 47 48 49 50
10A	Phone Number	Telephone Number	9	EMPLOYEE PHONE	51
11	Sex	Sex	6	GENDER CODE	53
12	Occupation (Regular job title)	Occupation (Specific job title)	10	OCCUPATION DESCRIPTION	60
13	Date of Hire			DATE OF HIRE	61
14	Employee usually works (___ hrs per day, ___ days per week, ___ total weekly hours)				
14A	Employment Status (regular FT/PT/ temporary/seasonal)			Must be consistent with: EMPLOYMENT STATUS CODE	58
14B	Under what class code of your policy were wages assigned?			CLASS CODE	59
15	Gross Wages/Salary			Must be consistent with: WAGE WAGE PERIOD	62 63
16	Other payments not reported as wages/salary? (yes/no)				

Crosswalk of Employer's, Doctor's, and EDI First Report (cont.)

	Employer's Report	Doctor's Report		EDI Data Element Name	
INJURY INFORMATION					
17	Date of Injury or Onset of Illness	Date and hour of injury or onset of illness	13	DATE OF INJURY	31
18	Time Injury/Illness occurred	Date and hour of injury or onset of illness	13	TIME OF INJURY	32
19	Time employee began work				
20	If employee died, Date of Death			EMPLOYEE DATE OF DEATH	57
21	Unable to work for at least one full day after Date of Injury? (yes/no)			If Yes on 5020, INITIAL DATE DISABILITY BEGAN must be present	56
22	Date Last Worked	Date Last Worked	14	DATE LAST DAY WORKED ²	65
23	Date Returned to Work	Work Status: Is patient able to perform usual work? Date when patient can return to regular/modified work	26	DATE OF RETURN TO WORK	68
		Work Status: "Date when patient can return to modified work"	26		
24	If still off work Check This Box				
25	Paid full wages for day of injury or last day worked? (yes/no)				
26	Salary being continued? (yes/no)				
27	Date of Employer's Knowledge/Notice of Injury/Illness			DATE REPORTED TO EMPLOYER	40
28	Date employee was provided employee claim form				
29	Specific Injury/Illness and Part of Body Affected, Medical Diagnosis, if available	Diagnosis, ICD-9 Code	20	Must be consistent with: NATURE OF INJURY CODE PART OF BODY INJURED CODE CAUSE OF INJURY CODE	35 36 37
30	Location where event or exposure occurred (Number, Street, City)	Injured at: (No. and Street, City, County)	12	Must be consistent with: POSTAL CODE OF INJURY SITE	33

February, 2006 ~~January 2010~~
 (DATE TO BE INSERTED BY OAL – 12 MONTHS
 FOLLOWING APPROVAL AND FILING WITH SECRETARY OF STATE)

Crosswalk of Employer's, Doctor's, and EDI First Report (cont.)

Q#	Employer's Report	Doctor's Report	Q#	EDI Data Element Name	DN#
INJURY INFORMATION (cont.)					
30A	County	Injured at: (County)	12		
30B	On employer's premises? (yes/no)			Must be consistent with: ACCIDENT SITE POSTAL CODE	33
31	Department where event or exposure occurred				
32	Other workers injured/ill in this event? (yes/no)				
33	Equipment, materials and chemical the employee was using when event or exposure occurred	Describe how the accident or exposure happened	17		
34	Specific activity the employee was performing when event or exposure occurred	Describe how the accident or exposure happened	17	Must be consistent with: NATURE OF INJURY CODE CAUSE OF INJURY CODE	35 37
35	How Injury/Illness occurred	Describe how the accident or exposure happened	17	ACCIDENT/INJURY DESCRIPTION/NARRATIVE	38
36	Name and Address of Physician (Number and Street, City, ZIP)				
36A	Phone Number				
37	If hospitalized as an inpatient, name and address of hospital (Number and Street, City, ZIP)	If hospitalized as inpatient, give hospital name and location	25		
37A	Phone Number				

¹ Only data elements in non-shaded rows will be checked for consistency. Shaded rows indicate data elements present on California Form 5020 and/or 5021, but not present on the EDI First Report of Injury. Questions on the Doctor's First Report which are neither on the Employer's Report nor on the EDI First Report are not listed.

² For injuries or illnesses resulting in disability (= lost work time) only.

Section H: File Formats and Supported Transactions

Supported Transactions.....H-2

Understanding ANSI and Flat FilesH-3

Supported Transactions

The WCIS accepts transactions in the IAIABC Release 1 format ~~which is the current IAIABC standard~~. Since the IAIABC no longer supports the Release 2 format, WCIS does not accept Release 2 transactions. ~~The Release 3 format is expected to be adopted by WCIS in the future.~~

Understanding ANSI and Flat Files

The IAIABC has approved two file formats for the electronic submission of Release 1 transactions: ANSI X12 formats – based on the American National Standards Institute (ANSI) X12 EDI standard – and proprietary IAIABC “flat file” formats.

First Reports	ANSI X12 Release 1 (Version 3041) IAIABC Flat File Release 1
Subsequent Reports	ANSI X12 Release 1 (Version 3041) IAIABC Flat File Release 1

ANSI X12 is the primary EDI standard for electronic commerce in a wide variety of applications. Data elements are strung together continuously, with special data element identifiers and separator characters delineating individual data elements and records. ANSI X12 is extremely flexible but also somewhat complex, so most X12 users purchase translation software that handles the X12 formatting. Because X12 protocols are used for many types of business communications, X12 translation software is commercially available. Some claim administrators may already be using X12 translation software for purchasing, financial transactions, or other business purposes.

The IAIABC’s proprietary flat file formats were designed specifically for transferring workers’ compensation data via EDI. Data elements are placed in assigned character positions within each record. Different records are presented on separate lines of the file. Flat files have the disadvantage of being inflexible and not easily modified. The Release 1 version of the flat files is fairly straightforward to implement without translation software.

Section I: The FTP Transmission Modes

Transmission Options Available	2
E-mail Attachment.....	2
Value Added Networks (VAN).....	2
File Transfer Protocol (FTP)	2
 Sending Data as an E-Mail Attachment.....	3
More on Digital Certificates	5
Tips on using E-mail Transmission	5
 Storing and Receiving Data with File Transfer Protocol	6
FTP Name and Internet Address	7
FTP Server Account and Password.....	7
Polling Processes.....	7
FTP File Conventions.....	7
 Transmission Pathways.....	8

Transmission Options Available

There are three options available to claims administrators for transmitting data to the WCIS:

E-mail Attachment

The WCIS can receive data as an e-mail attachment using the Secure/Multipurpose Internet Mail Extensions (S/MIME) protocol. Both e-mail messages and attachments will be confidential through authentication and encryption, using digital certification. For more information, see “Sending Data as an E-Mail Attachment” in this section.

Value Added Networks (VAN)

A Value Added Network (VAN) is a commercially-owned network that provides specific services, such as access to a specialized database for a fee, which is restricted to users. Organizations that provide VAN services act as intermediaries during electronic message exchange. VAN customers typically purchase leased lines that connect them to the network or use a dial-up number, given by the network owner, to gain access to the network.

The advantages of using a VAN include security, auditing, and tracking capabilities, and in some cases, formatting services.

Several EDI service providers provide VAN services. Be aware that billing can be complex, and it typically consists of per byte charges and per “envelope” charges, which vary depending on how the user sends the information. Note: the Division of Workers’ Compensation does not pay VAN charges for either incoming or outgoing EDI transmissions. VAN messages will not be transmitted if the trading partner does not specify that it will accept charges for both incoming and outgoing transmissions. See Section J—EDI Service Providers, for VAN contact information.

File Transfer Protocol (FTP)

Trading partners will send all data files to an FTPS (FTP over SSL, RFC4217) server hosted by the WCIS. Acknowledgments will be retrieved from the same server. Use of FTPS to encrypt the network connection is required. In addition, trading partners may optionally use PGP (Pretty Good Privacy, RFC4880) to encrypt the files before transmission. A history of the PGP program and frequently asked questions is available at <http://www.pgpi.org>.

WCIS will poll trading partner File Transfer Protocol (FTP) servers to receive and send data. The internet file transfer protocol (FTP) is defined in RFC 959 by the Internet Engineering Task Force and the Internet Engineering Steering Group. Data files will be confidential by using (PGP) (Pretty Good Privacy) authentication and encryption. A history of the PGP program and frequently asked questions is available at <http://www.pgpi.org>.

Trading partners must provide a secure FTP server that is accessible by WCIS. WCIS will only pull data and push acknowledgement to trading partner FTP servers. For more information, see "Storing and Receiving Data with File Transfer Protocol" in this section.

Sending Data as an E-Mail Attachment

Your e-mail software must comply with the Secure/Multipurpose Internet Mail Extensions (S/MIME) format to send secure e-mail to WCIS. Please check with your system administrator to ensure that your e-mail software is S/MIME compliant before proceeding with the following steps. Trading Partners that are unable to send S/MIME e-mail may send files encrypted by Pretty Good Privacy (PGP) to: wcispgp@dir.ca.gov. Please contact your Trading Partner liaison for instructions on how to send PGP encrypted files.

This section should be read in conjunction with Section G-Test, Pilot, Parallel, and Production Phases of EDI.

Step 1. Trading Partner Profile

Complete the Trading Partner Profile form as instructed in Step 1 of Section G. Be sure to indicate that the transmission mode is e-mail attachment. Also include the e-mail address where the acknowledgments will be returned. The return address does not need to be the same as the sending address. After the Trading Partner Profile form is completed, follow the steps below. Upon completion of the below steps, return to Section G, Step 2: Complete the Test Phase.

Step 2. Purchase a Digital Certificate

Purchase a digital certificate from one of the state-certified vendors. The approved list of Digital Signature Certification Authorities is available at the Secretary of State website (<http://www.ss.ca.gov/digsig/cert1.htm> <http://www.sos.ca.gov/digsig/digsig.htm>). The digital certificate will authenticate the data you will be sending to us.

Step 3. Install the Digital Certificate

The digital certificate can be installed either from a software disk or directly from the internet. The digital certificate will be installed in your e-mail program and on your internet web browser (e.g., Microsoft Internet Explorer, Netscape Navigator). Details for installation of digital certificates are available at the website of the specific Digital Signature Certificate Authority you choose to purchase from.

Step 4. Exchange Digital Certificates with WCIS

The exchange of digital certificates is necessary for authentication and encryption. The Trading Partner sends WCIS their digital certificate so that WCIS can ensure that the message has not been altered by someone else. WCIS sends the Trading Partner its digital certificate so that the Trading Partner can encrypt the e-mails sent to WCIS. Encryption ensures that the message and its attachments are not readable by anyone other than the intended recipients.

To exchange digital certificates, send a digitally signed e-mail message to wcisdata@dir.ca.gov with the subject header "REQUEST PUBLIC KEY". Details for sending a digitally signed e-mail are available at the website of the specific Certified Digital Signature Authority you choose to purchase from. Upon receipt of a signed e-mail message, WCIS will respond with a digitally signed message.

The digitally signed e-mail message contains a copy of the WCIS digital certificate. The trading partner must register the WCIS digital certificate with their e-mail system. See your system administrator or the help files of your e-mail program for complete instructions on registering the WCIS certificate on your machine.

If a Trading Partner does not receive a digitally signed e-mail message from WCIS, they should notify their WCIS Contact Person.

Step 5. Set Up Your E-mail Program to Encrypt all Data Transmissions to WCIS

Once digital certificates have been exchanged between users, e-mail messages can be encrypted and signed to protect against tampering. Encrypting a message means you "scramble" the message and its attachment so that only the intended recipient can read it. All messages sent to wcisdata@dir.ca.gov must be encrypted and signed. If a message is received that is not encrypted, the Trading Partner will be notified either by e-mail or by the WCIS contact person. If messages continue to be received un-encrypted, a Trading Partner may not be allowed to use the e-mail facility to send their data. Details for configuring the encryption of a digital certificate message are available at the website of the specific Digital Signature Certification Authority you choose to purchase from.

February, 2006 ~~January 2010~~

(DATE TO BE INSERTED BY OAL – 12 MONTHS

FOLLOWING APPROVAL AND FILING WITH SECRETARY OF STATE)

Step 6. Send your Transmissions

Send an EDI test file, as specified in Section G Step 2: Complete the Test Phase. To send the test file: format the file, attach the formatted file to an e-mail message, encrypt the message, sign the message, and send to wcisdata@dir.ca.gov. Data file names should be unique. The subject line should read "SEND EDI DATA".

If transmission of the encrypted and signed test file from a trading partner is successful, WCIS will process your transmission and return a header level acknowledgment to the e-mail address provided on your Trading Partner Profile. E-mail acknowledgments will be returned in the same file format as the original transmission. E-mail acknowledgments will not be encrypted or signed. See Section G for further information on completing the Test, Pilot, Parallel and Production Phases.

More on Digital Certificates

Digital certificates bind an identity to a pair of electronic keys that can be used to encrypt and sign digital information. A digital certificate makes it possible to verify someone's claim that they have the right to use a given key and helps to prevent people from using fictitious keys to impersonate other users. Used in conjunction with encryption, digital certificates provide a more complete security solution that authenticates the identity of all parties involved in a transaction.

In order to send and receive secure e-mail using a digital certificate, you must be working with an e-mail software that supports S/MIME, the standard format that allows users with different e-mail software to communicate with one another.

Tips on using E-mail Transmission

- Always encrypt and digitally sign e-mail messages when sending to WCIS.
- Keep the digital certificate current. If a digital certificate has expired, WCIS may not receive your transmission.
- Make sure that your e-mail address matches the e-mail address on your digital certificate. Sometimes the e-mail address you use is different from what is maintained by your e-mail system.
- Do not send any other type of messages to wcisdata@dir.ca.gov. The WCIS data mailbox is for EDI transmissions only. All other messages will be deleted and not read.
- Acknowledgments are sent back from ediout@dir.ca.gov.

- ~~The Acknowledgment is an e-mail attachment with the file extension "txt.snd". The Acknowledgment file can be read by removing the "snd" extension, so that the filename should be "filename.txt".~~
- ~~Use unique filenames for each EDI file.~~

Storing and Receiving Data with Data Transmission with File Transfer Protocol

Certain processes and procedures must be coordinated to ensure the efficient transmission of data and acknowledgment files via FTP.

Step 1. Trading Partner Profile

~~Complete the Trading Partner Profile form as instructed in Step 1 of Section G in section F – trading partner profile. Be sure to indicate that the transmission mode is Internet File Transfer. The FTP IP address will be provided to trading partners by their trading partner contact person. Acknowledgments will be returned by FTP or e-mail. After the Trading Partner Profile form is completed, follow the steps below. Upon completion of the below steps, return to Section G, Step 2: Complete the Test Phase.~~

Step 2. Generate a Pretty Good Privacy (PGP) Key FTP server account and password

~~WCIS uses PGP to for encryption and authentication. PGP is an encryption program available from PGP Corporation (<http://www.pgp.com>) and the International PGP home page (<http://www.pgpi.org>). PGP is also available from previous versions of security programs offered by Network Associates (<http://www.nai.com> <http://www.mcafee.com/us>), which had previously acquired the license to distribute PGP.~~

~~If the Trading Partner does not already have a PGP key, it will need to generate its own unique set of PGP keys. The PGP program will create a set of public and private keys based on information you enter into the program.~~

~~The WCIS FTP server requires a user account and password for access. The account and password is entered in Part C2 on the trading partner profile form. After establishing connectivity, the trading partner may change the password. Password changes and resets must be coordinated with the trading partner contact.~~

Step 3. Exchange PGP Public Keys FTP communication ports

~~The PGP public keys are required for encryption to provide data security. Data sent to WCIS is encrypted by WCIS's public key and files are signed by the~~

~~Trading Partner's private key. The exchange of public keys ensures that the recipient is the only one that is able to read the file and that the sender is the only one that could have sent the data. Please do not share private keys and passwords with anyone else as this would allow others to create files that would appear to have come from you.~~

~~E-mail your PGP public key to your EDI contact person. Your contact person will send you a copy of the WCIS PGP public key. Exchange of PGP keys is based on mutual trust between WCIS and Trading Partners.~~

The WCIS FTP server requires the following communications ports to be opened for transmissions: 20, 21, 989, 990, and 1024-1224. The ports 1024 and above are used as data channels. The high-numbered ports are assigned sequentially by the server per session.

Step 4. Import WCIS PGP Public Key FTP over SSL (FTPS)

~~Import the WCIS public key into the PGP program. Implicitly trusting the key will facilitate communications without the inconvenience of having to verify the key each time it is used.~~

The WCIS FTP server requires “explicit” security for negotiating communication security for data transfer for SSL. Explicit security supports the “AUTH SLL” security command. The WCIS FTP server software (i.e. WS FTP Server) only supports the “explicit” security.

The WCIS FTP server uses “passive” mode for transferring data. The server waits for the data connection from the trading partner's FTP client software to initiate the data transfer process.

The WCIS server uses a private root certificate for SSL encryption. When a trading partner establishes connectivity with the WCIS FTP server, its private certificate is exchanged. Some FTP client software (e.g. WS FTP, Cute FTP, Smart FTP, and Core FTP) acknowledge the private certificate while others do not. If the certificate is not recognized, the trading partner will need to obtain the WCIS FTP server's root certificate from their trading partner contact person and import it into their system.

FTP Name and Internet Address

~~The FTP server must have a static network internet address. The FTP server must be accessible either by a Uniform Resource Locator (URL) (e.g.; <ftp.tradingpartner.com>) or an internet address (e.g.; 10.10.10.10). Enter the network internet address information in part C3 of the Trading Partner Profile form. If the address of the FTP server changes, please contact your Trading Partner liaison to update your Trading Partner profile information.~~

The WCIS FTP server name or IP address will be provided to trading partners by their trading partner contact person.

~~February, 2006~~ January 2010

~~(DATE TO BE INSERTED BY OAL – 12 MONTHS~~

~~FOLLOWING APPROVAL AND FILING WITH SECRETARY OF STATE)~~

~~FTP Server Account and Password~~

~~WCIS requires an account and password on your FTP server. The account and password is entered in C4 on the Trading Partner Profile form. Make sure that it is set and does not change. If the account and password is changed, please update your trading partner profile information.~~

~~Polling Processes~~

~~WCIS will periodically poll trading partner FTP servers. An FTP client program will log onto the trading partner server and it will download all files in a directory named "Inbox" on the FTP server. After all the files are retrieved, the client program will delete all files in the directory on the FTP server. Files received will be unencrypted by WCIS with its private key and the trading partner's digital signature will be verified.~~

~~WCIS will send acknowledgment files to trading partners, either by FTP or email. Files that are sent by email will be sent to the trading partner's email address, which is listed in C3 of the Trading Partner Profile form. If the email address is blank on the form, acknowledgements will be placed into a directory named "Outbox" on the FTP server.~~

~~FTP File Conventions~~

~~Files should follow these conventions:~~

- ~~• Data files should contain no more than 1,500 FROI or SROI transactions.~~
- ~~• Data file names must be unique and start with 3 letters assigned by WCIS.~~
- ~~• Data files must be encrypted with PGP and signed.~~
- ~~• Acknowledgment files will be unique.~~
- ~~• Acknowledgment files will not be encrypted.~~

Trading partner source IP address

Access to the WCIS FTP server will be restricted to source IP addresses that are entered on the trading partner profile form. Trading partners may provide up to two source IP addresses. The source IP addresses must be public addresses. Although some network systems use private addresses for internal networks

(e.g.; 10.0.0.0, 172.16.0.1 and 192.168.1.1), WCIS will require the public IP address that the private addresses translate to.

Step 5. Testing FTP connectivity

The WCIS trading partner contact and the trading partner will coordinate testing FTP connectivity. Trading partners will be asked to send a plain text file for testing. The file should not contain data, but a simple test message. The file should be named "test.txt" and placed in the trading partner's root directory of the WCIS FTP server.

Sending data through FTP

Trading partners will send data files to the WCIS FTP server by placing them in a directory named "FS Inbound". The contents of the directory are not visible by the trading partner.

File names must be unique and follow file naming conventions prescribed below. An error will occur when a file with the same name as an existing file is uploaded to the Inbound directory of the WCIS FTP server.

Receiving acknowledgment files through FTP

WCIS will place functional (997), for ANSI formatted data, and detailed acknowledgment files (824 or AK1) on the WCIS FTP server in the trading partners' 997 and 824 folders. Trading partners may delete acknowledgment files after they have retrieved the files. WCIS will periodically review contents of the trading partner's directory and may delete unauthorized user folders and files older than 14 days old.

File naming conventions

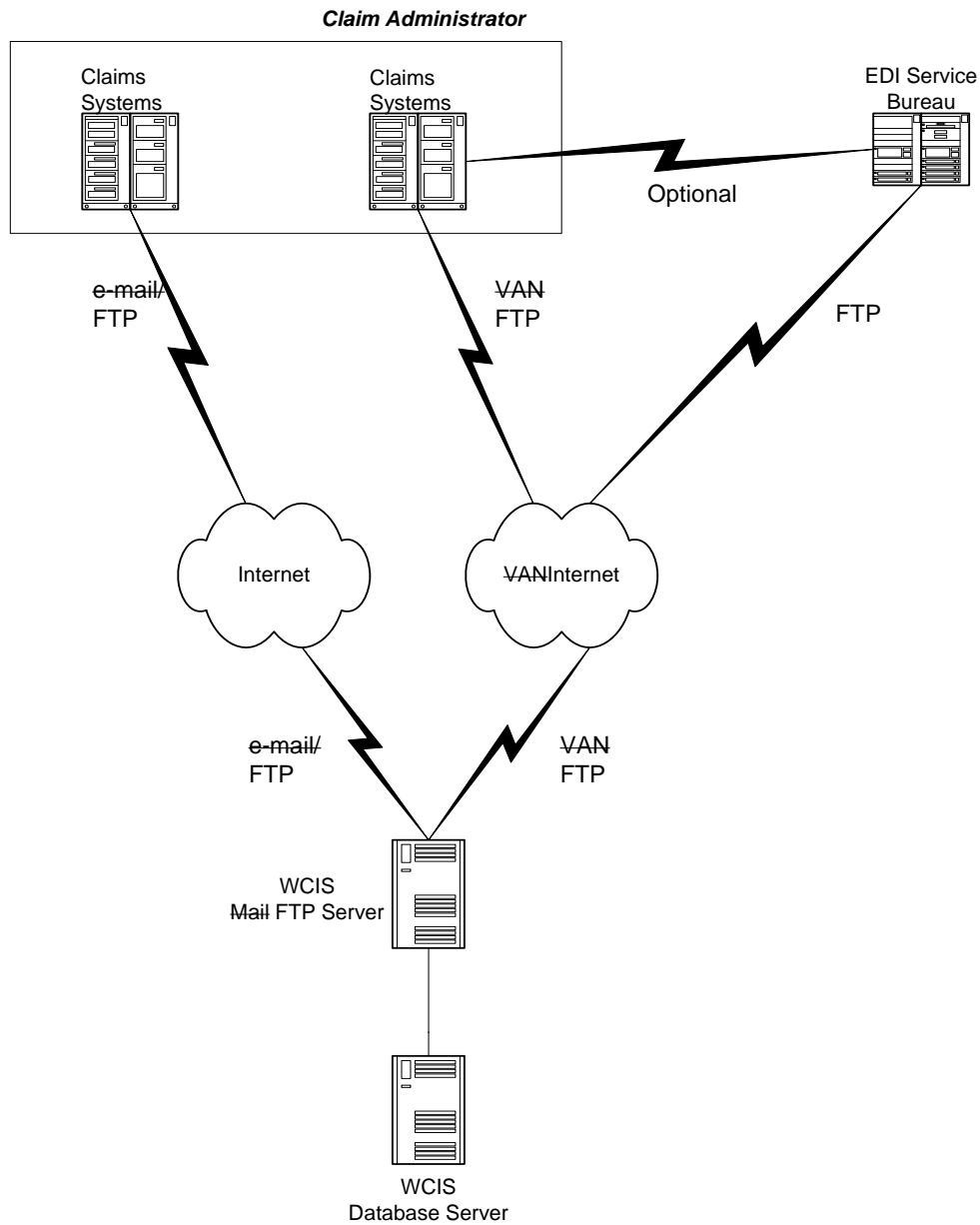
The file naming conventions will be based on a unique 4 letter file name prefix and one or more unique identifiers, such as date and sequence number. The specific file naming conventions will be specified by each trading partner in Part C2 of the trading partner agreement and must be approved by the DWC.

Sending data using PGP encryption

Trading partners who choose to send PGP encrypted data to the WCIS FTP server should follow steps 1-5 and exchange PGP keys with the WCIS before sending data. The PGP program is encryption software available from PGP Corporation (<http://www.pgp.com>) and the International PGP home page (<http://www.pgpi.org>). PGP is also available from previous versions of security programs offered by Network Associates (<http://www.nai.com>), which had previously acquired the license to distribute PGP.

If the Trading Partner does not already have a PGP key, it will need to generate its own unique set of PGP keys. The PGP program will create a set of public and private keys based on information you enter into the program. The PGP public keys are required for encryption to provide data security. Data sent to WCIS is encrypted by WCIS's public key and files are signed by the Trading Partner's private key. The exchange of public keys ensures that the recipient is the only one that is able to read the file and that the sender is the only one that could have sent the data. Please do not share private keys and passwords with anyone else as this would allow others to create files that would appear to have come from you.

Transmission Pathways



~~Section J: EDI Service Providers~~

Introduction to EDI Service ProvidersJ-2

Providers of consultation, technical support, VAN service, and/or software productsJ-3

Organizations providing data collection servicesJ-7

~~Introduction to EDI Service Providers~~

~~Claims administrators seeking assistance in implementing EDI may wish to consult one or more of the EDI service providers listed on the following pages. Many of these firms offer a full range of EDI related services: consultation, technical support, value added network (VAN) services, and/or software products. These products and services can make it possible for claims administrators to successfully transmit claims data via EDI and avoid the technical details of EDI.~~

~~Another alternative to developing a complete EDI system is to contract for the services of a data collection agent. For a fee, a data collection agent will receive paper forms by fax or mail, enter the data, and transmit it by EDI to state agencies or other electronic commerce trading partners.~~

~~The California Division of Workers' Compensation does not have a process for granting "approvals" to any EDI service providers. The listings below are simply of providers known to the Division. The lists will be updated as additional resources become known. The most up to date version of these listings can be accessed through the WCIS home page at www.dir.ca.gov/DWC/WCIS.htm.~~

Appearance on the following lists does not in any way constitute an endorsement of the companies listed or a guarantee of the services they provide. Other companies not listed may be equally capable of providing EDI-related services.

~~Note to suppliers of EDI-related services: Please contact wcis@dir.ca.gov if you wish to have your organization added or removed from DWC's list, or to update your contact information.~~

Providers of consultation, technical support, value added network (VAN) service, and/or software products:

<p>Claims Harbor (previously DBA Bridium, Inc.) http://www.claimsharbor.com 1900 Emery Street Atlanta, GA 30318</p> <p>Jodi Carpenter Phone: (941) 739-7753 Email: jcarpenter@claimsharbor.com</p>	<p>IBM Global Network / Advantis www.ibm.com/globalnetwork/ IBM Global Services P.O. Box 30021 Tampa, FL 33630</p> <p>Phone: (800) 655-8865 E-mail: globalnetwork@info.ibm.com</p>
<p>StellarNet, Inc www.stellarnetinc.com 124 Beale Street, Suite 400 San Francisco, CA 94105-1811</p> <p>John R. Stevens, CEO Phone: (415) 882-5700 Fax: (415) 882-5718 E-mail: rtwfast@ibm.net</p>	<p>HealthTech, Inc. www.health-tech.net 11730 W. 135th Street, Suite 31 Overland Park, KS 66221</p> <p>Mark R. Hughes, President Phone: (913) 764-9347 Fax: (913) 764-0572 E-mail: mhughes@health-tech.net</p>
<p>MountainView Software Corp. www.mvsc.com 335 N 300 W Suite 104 Kaysville, UT 84037</p> <p>Steve Schmutz, Vice President, Sales & Marketing Phone: (888) 533-1122 Fax: (801) 544-3138 E-mail: steve@mvsc.com</p>	<p>Alliance Consulting www.lever8.com One Commerce Square 2005 Market Street 32nd Floor Philadelphia, PA 19103</p> <p>Phone: (800) 706-3339 E-Mail: Get-IT-solved-phi@alliance-consulting.com</p>

Providers of consultation, technical support, VAN service, and/or software products, continued:

<p>CompData www.CompDataEdex.com P.O. Box 729 Seal Beach, CA 90740-0729</p> <p>Ron Diller Phone: (800) 493-6652 Fax: (562) 493-1550 E-mail: Customer@CompDataEdex.com</p>	<p>Red Oak E-Commerce Solutions, Inc. http://www.roesinc.com/ PO Box K-9 Carlisle, IA 50047</p> <p>Patrick "Pat" Cannon Phone: (866) 363-4297 Fax: (512) 363-4298 E-mail: prcannon@roesinc.com</p>
<p>Valley Oak Systems www.valleyoak.com 3189 Danville Blvd., Suite # 255 Alamo, CA 94507</p> <p>David Turner, Vice President Phone: (925) 552-1650 Fax: (925) 552-1656 E-mail: dturner@valleyoak.com</p>	<p>David Corp. www.davidcorp.com 200 Pine Street, 2nd Floor San Francisco, CA 94104</p> <p>Richard Bigelow, President and CEO Phone: (800) 553-2843 Fax: (415) 362-5010 E-mail: support@davidcorp.com</p>
<p>Harbor Healthcare Ventures, LLC http://www.hhcv.com 11500 Olympic Blvd, Suite 400 Los Angeles, CA 90049</p> <p>Phone: (310) 444-3001 Fax: (310) 444-3002</p>	<p>Insurance Services Office, Inc. (Also see, Claims Harbor) http://wcis.iso.com 545 Washington Blvd. Jersey City, NJ 07310-1686</p> <p>Larry Gross Phone: (609) 799-1800 Email: lgross@iso.com John Rewinkel Phone: (303) 756-5712 Email: jrewinkel@iso.com</p>

Providers of consultation, technical support, VAN service, and/or software products, continued:

<p>Forms On-A-Disk, Inc. www.e-forms.net 11551 Forest Central Dr., Suite 205 Dallas, TX 75243-3915</p> <p>Susan Parma Phone: (324) 340-9429 E-mail: sales@e-forms.net</p>	<p>EasyLink Services Corporation www.easylink.com 33 Knightsbridge Road Piscataway, NJ 08854</p> <p>Phone: (888) 825-6385 Fax: (732) 652-3810 E-mail: sales@EasyLink.com</p>
<p>Risk Management Technologies / STARS Marsh Risk & Insurance Services http://www.starsinfo.com One California St. San Francisco, CA 94114</p> <p>Chris Dempsey Phone: (415) 743-8293 Fax: (415) 743-7789 E-mail: Christopher.k.dempsey@marshmc.com</p>	<p>Shelter Island Risk Services, LLC 174 Corte Alta Novato, CA 94949</p> <p>Chuck Wight, Regional Manager & VP Phone: (415) 382-1424 Fax: (415) 382-2044 E-mail: Cwight@SIRisk.com</p>
<p>Workcompcentral.com, Inc. www.workcompcentral.com 124 Mainsail Court Hueneme Beach, CA 93041</p> <p>David J. DePaolo, CEO, President Phone: (805) 484-0333 Fax: (805) 484-7272 E-mail: david-depaolo@workcompcentral.com</p>	<p>Sterling Commerce www.sterlingcommerce.com Peter Wellman, Sr. Account Exec. 2175 N. California Blvd., Suite 425 Walnut Creek, CA 94596</p> <p>Phone: (925) 299-2440 Fax: (925) 296-1850</p>

~~Providers of consultation, technical support, VAN service, and/or software products, continued:~~

<p>PerDatum, Inc http://www.perdatum.com 4098 Main Street Hilliard, OH 43026 TEL: 614.777.4636 For Sales Call: Mark VerMeulen at ext. 206 For Support Call: Josh Westhoven at ext. 204</p>	<p>ComplQ Corporation www.compiq.com 35 Tesla Way, Suite 100 Irvine, CA 92618 (800) 293-3131 Technical Contact: Danny Spurlock- x4048 DannySpurlock@ComplQ.com Sales Contact: Kenneth Birkett x4047 KenBirkett@ComplQ.com</p>
<p>Inovis USA, Inc. www.inovis.com 18300 Von Karman Avenue Suite 800 Irvine, CA 92612 Matt Moore Phone: 949-838-1021 e-mail: matt.moore@inovis.com</p>	

Organizations providing data collection services:

Claims Harbor/Bridium, Inc. (800) 448-1776	Insurance Services Office, Inc. (609) 799-1800
Corporate Systems (800) 927-3343	HealthTech, Inc. (913) 764-9347
Concentra Managed Care, Inc. (972) 364-8000	Risk Management Technologies (415) 743-8293
Alliance Consulting (800) 206-1078	CompData (800) 493-6652
Red Oak E-Commerce Solutions, Inc. (866) 363-4297	Valley Oak Systems (925) 552-1650
Palarco, Inc. (732) 417-2886	David Corp. (800) 553-2843
Workcompcentral.com, Inc. (805) 484-0333	

Section ~~K~~ J: Events that Trigger Required EDI Reports

Release 1	K-2
First Report of Injury.....	K -2
Subsequent Report of Injury	K -3
Annual Summary.....	K -4

Release 1

First Report of Injury

For claims with date of injury March 1, 2000 or later.

MTC [†]	Event	Time Report is Due
00	A new Employer's Report OR A new Doctor's First Report of Injury OR An Application for Adjudication OR Information that an injury requires medical treatment by a physician.	Within 510 business days (report all data known to the claims administrator)
01	A previously sent First Report was sent in error.	Within 10 business days of event
02	Previously sent First Report was incomplete.	Within 60 days of original first report submission
02	Data in previous First Report has <u>e</u> changed.	By next date a submission is due for the claim
AU	Claim acquired from another claims administrator.	Within 10 business days of event
CO	Correction of previously reported data, in response to an TE (transaction accepted with error) error message acknowledgment from WCIS.	By next date a submission is due for the claim
04	Denial of Claim <u>and no benefits were paid.</u>	Within 10 business days of event

[†]MTC is the Maintenance Type Code and is included in all EDI transactions to identify the type of transaction that is being reported. Definitions and technical specifications for each MTC can be found in the IAIABC EDI Implementation Guide at <http://www.iaiaabc.org>.

Release 1

Subsequent Report of Injury

For claims with date of injury July 1, 2000 or later.

MTC [†]	Event	Time Report is Due
IP	Initial payment of an <u>indemnity</u> benefit.	Within 105 business days of event
AP	First payment of benefits on a claim acquired from another claim administrator.	Within 105 business days of event
FS	Employer is paying the injured worker's salary.	Within 105 business days of event
CD	Injured worker died because of a covered injury.	Within 105 business days of event
04	Claim is denied and <u>benefits were paid, including medical.</u>	Within 105 business days of event
4P	A concurrent <u>specific</u> benefit has been denied.	Within 105 business days of event
02	A previous benefit report has changed or Employee representation has changed. (Do not include changes in weekly benefit rates/ benefit type).	By next date a submission is due for the claim
CA	The weekly benefit rate has changed.	Within 105 business days of event
CB	Current benefit type is ending; and a new benefit type is beginning <u>or a concurrent benefit type is beginning.</u>	Within 105 business days of event
RE	The injured worker may return to work with reduced earnings.	Within 105 business days of event
P1/S1*	Employee returned to work, payments stopped.	Within 105 business days of event
P2/S2*	There is a medical noncompliance, payments stopped.	Within 105 business days of event
P3/S3*	There is an administrative noncompliance, payments stopped.	Within 105 business days of event
P4/S4*	Employee died, payments stopped.	Within 105 business days of event
P5/S5*	Employee is incarcerated, payments stopped.	Within 105 business days of event
S6	Employee's whereabouts unknown, payments stopped.	Within 105 business days of event
P7/S7*	Benefits exhausted, payments stopped.	Within 105 business days of event
S8	Jurisdiction changed, payments stopped.	Within 105 business days of event
P9/S9*	A settlement is pending, payments stopped.	Within 105 business days of event
PJ/SJ*	An appeal or review is pending, payments stopped.	Within 105 business days of event
RB	Benefits are being reinstated after a suspension.	Within 105 business days of event
PY^	An <u>advance or lump sum</u> settlement has been paid.	Within 105 business days of event
CO	Correction of previously reported data, in response to an <u>TE (transaction accepted with error) error message acknowledgment from WCIS.</u>	By next date a submission is due for the claim
FN#	Claim is closed.	Within 105 business days of event

[†]MTC is the Maintenance Type Code and is included in all EDI transactions to identify the type of transaction that is being reported. Definitions and technical specifications for each MTC can be found in the IAIABC EDI Implementation Guide at <http://www.iaiaabc.org>.

*If one or more benefit payments continue after the suspension of a concurrent benefit payment, use the MTC Px indicate a partial suspension. If all benefit payments are being suspended, use the MTC Sx.

#The WCIS will support substitution of a FN (final) for a final AN (annual), provided that the claim is closed without further benefit activity.

^If the advance or settlement is the first indemnity payment, send the Initial Payment (IP) instead. Examples of an advance are a permanent disability advance or a temporary disability advance for a Qualified Medical Evaluation (QME) appointment. Advances should be reported using the appropriate Payment/Adjustment Codes (DN85). Examples of settlements are Compromise and Release (C&R), commutation and stipulated settlements. Settlements should be sent with the 5xx compromised Payment/Adjustment Codes (DN85). Please refer to Section M-System Specifications for more details.

February, 2006 ~~January 2010~~
 (DATE TO BE INSERTED BY OAL – 12 MONTHS
 FOLLOWING APPROVAL AND FILING WITH SECRETARY OF STATE)

Release 1

Annual Summary

For claims with date of injury ~~March~~ July 1, 2000 or later.

MTC[†]	Event	Time Report is Due
AN#	<u>Summary Cumulative totals of payments in any benefit category through the previous calendar year for each claim that had a payment in the previous same year. The exception to this rule is for the claims where there is no further benefit activity after the final (FN) report has been accepted and the FN included all the indemnity and/or non-indemnity benefit data. If no payments were made in the previous calendar year, then an AN does not need to be filed for that year.</u>	By January 31 for the preceding year (starting in 2001)

WCIS will only support the AN (annual) and the FN (final) periodic reports. Any other periodic reports will be rejected.

[†]MTC is the Maintenance Type Code. The MTC is included in all EDI transactions to identify the type of transaction that is being reported. Definitions and technical specifications for each MTC can be found in the IAIABC EDI Implementation Guide at <http://www.iaiaabc.org>.

#For non-indemnity claims, WCIS will accept substitution of a final AN (annual) for a FN (final), provided that the AN reports the claim status (DN73) as closed.

Section ~~L~~ K: Required Data Elements

This section indicates the data elements that are to be included in EDI transmission of First Reports of Injury and Subsequent Reports of Injury. Specific requirements depend upon the type of transaction reported (original report, change, correction, etc.) The transaction type is identified by the Maintenance Type Code, or MTC. Definitions and technical specifications for each MTC and data element can be found in the IAIABC EDI Implementation Guide at <http://www.iaiaabc.org>.

To fully understand the reporting requirements for each data element, please see **both** the data requirement tables and the associated conditional rules and implementation notes. The Conditional Rules and Implementation Notes tables provide specific details on when conditional requirements for each data element apply, as well as California implementation notes.

~~WCIS Data Requirement Codes..... L-2~~

~~Data Requirements for First Report of Injury – Release 1 L-3~~

~~Conditional Rules & Implementation Notes (First Report of Injury) – Release 1..... L-6~~

~~Data Requirements for Subsequent Report – Release 1..... L-8~~

~~Conditional Rules & Implementation Notes (Subsequent Report of Injury) – Release 1 L-11~~

WCIS Data Requirement Codes

The WCIS incorporates flexible data handling. Rather than requiring all data elements on all reports, WCIS specifies a minimal list of data items that must be provided in a given situation. Each data element is designated as Mandatory, Conditional, or Optional for each transaction type. Validity errors for required data elements are designated Fatal, Serious, or Minor.

The table below describes the designations of data requirements in the WCIS. The data requirements tables that follow specify which designation applies for each data element on a given transaction.

Code	Description
M/F	Mandatory/ Fatal Reporting is Mandatory. Validity errors are Fatal and will result in rejection of the faulty record.
M/S	Mandatory/ Serious Reporting is Mandatory. Validity errors are Serious: WCIS will accept the faulty record but will produce an error message.
M/M	Mandatory/ Minor Reporting is Mandatory. Validity errors are regarded as Minor. No error message will be returned. Errors will be tracked internally and may be summarized periodically for each claims administrator.
C/F	Conditional/ Fatal Reporting is Conditional. Validity errors are Fatal when reporting conditions are present and will result in rejection of the faulty record.
C/S	Conditional/ Serious Reporting is Conditional. Validity errors are Serious when the reporting conditions are present. WCIS will accept the faulty record, but will produce an error message.
C/M	Conditional/ Minor Reporting is Conditional. Validity errors are regarded as Minor, often because WCIS cannot detect the conditions under which these elements should be reported. No error message will be produced.
O	Optional Reporting is Optional. No error messages will be produced.
*	An asterisk added to a requirement code indicates that the edit will only be tested if the relevant record or sub-record is supplied. Note that there may be requirements on DN78-DN82 to require that at least one sub-record be sent.

Note: Error severity levels may evolve over time. Ample notification will be provided of any planned changes.

Data Requirements for First Reports of Injury

Release 1

DN#	Release 1 Data Element Name
-----	-----------------------------

Maintenance Type Codes				
Original	Acquired / Unallocated	Cancel	Denial	Change, Correction
00	AU	01	04*	02, CO

Transaction

- 1 Transaction Set ID
2 Maintenance Type Code
3 Maintenance Type Code Date

M/F	M/F	M/F	M/F	M/F
M/F	M/F	M/F	M/F	M/F
M/F	M/F	M/F	M/F	M/F

Jurisdiction

- 4 Jurisdiction

M/F	M/F	M/F	M/F	M/F
-----	-----	-----	-----	-----

Insurer

- 6 Insurer FEIN
7 Insurer Name
25 Industry Code

M/F	M/F	M/F	M/F	M/F
M/F	M/F	<u>O</u>	M/F	M/S
<u>C/S</u>	<u>C/S</u>	<u>O</u>	<u>C/S</u>	<u>C/S</u>

Claim Administrator

- 8 Third Party Administrator FEIN
9 Third Party Administrator Name
10 Claim Administrator Address Line 1
11 Claim Administrator Address Line 2
12 Claim Administrator City
13 Claim Administrator State
14 Claim Administrator Postal Code**

<u>C/MF</u>	<u>C/MF</u>	<u>C/MF</u>	<u>C/MF</u>	<u>C/MF</u>
<u>C/MS</u>	<u>C/MS</u>	<u>C/S</u>	<u>C/MS</u>	<u>C/MS</u>
M/M	M/M	<u>O</u>	M/M	M/M
C/M	C/M	<u>O</u>	C/M	C/M
M/M	M/M	<u>O</u>	M/M	M/M
M/M	M/M	<u>O</u>	M/M	M/M
M/F	M/F	<u>O</u>	M/F	M/F

Employer

- 16 Employer FEIN
18 Employer Name
19 Employer Address Line 1
20 Employer Address Line 2

M/S	M/S	<u>O</u>	M/S	M/S
M/S	M/S	<u>O</u>	M/F	M/S
M/M	M/M	<u>O</u>	M/M	M/M
C/M	C/M	<u>O</u>	C/M	C/M

NOTES:

* Denial 04: If a claim is denied and no benefit was paid, then FROI MTC 04 Denial must be sent.

** DN14 is the 9-digit Postal Code of the physical location of the Claims Administrator handling this claim.

Data Requirements for First Reports of Injury

Release 1

DN#	Release 1 Data Element Name
-----	-----------------------------

Maintenance Type Codes				
Original	Acquired / Unallocated	Cancel	Denial	Change, Correction
00	AU	01	04*	02, CO

Employer, continued

21	Employer City	M/M	M/M	<u>O</u>	M/M	M/M
22	Employer State	M/M	M/M	<u>O</u>	M/M	M/M
23	Employer Postal Code	M/S	M/S	<u>O</u>	M/S	M/S
24	Self Insured Indicator	M/F	M/S	<u>O</u>	M/F	M/S
25	Industry Code	M/S	M/S	M/S	M/S	M/S

Accident

31	Date of Injury	M/F	C/F	<u>O</u>	M/F	M/F
32	Time of Injury	<u>O</u>	<u>O</u>	<u>O</u>	<u>O</u>	<u>O</u>
33	Postal Code of Injury Site	M/S	M/S	<u>O</u>	M/S	M/S
35	Nature of Injury Code	M/S	C/S	<u>O</u>	M/S	M/S
36	Part of Body Injured Code	M/S	C/S	<u>O</u>	M/S	M/S
37	Cause of Injury Code	M/S	M/S	<u>O</u>	M/S	M/S
38	Accident Description/Cause	M/M	M/M	<u>O</u>	M/M	M/M
39	Initial Treatment	<u>O</u>	<u>O</u>	<u>O</u>	<u>O</u>	<u>O</u>
40	Date Reported to Employer	M/S	M/S	<u>O</u>	M/M	M/S
41	Date Reported to Claim Administrator	M/S	M/S	<u>O</u>	M/S	M/S

Claim

5	Agency Claim Number***	***	C/M	C/F	C/M	C/F
15	Claim Administrator Claim Number	M/F	M/F	C/F	M/F	M/F
26	Insured Report Number	<u>O</u>	<u>O</u>	<u>O</u>	<u>O</u>	<u>O</u>
28	Policy Number	C/S	C/S	<u>O</u>	C/S	C/S
29	Policy Effective Date	C/S	C/S	<u>O</u>	C/S	C/S
30	Policy Expiration Date	C/S	C/S	<u>O</u>	C/S	C/S

Employee

42	Social Security Number**	M/S	M/S	<u>O</u>	M/S	M/S
43	Employee Last Name	M/F	C/F	<u>O</u>	M/F	M/ S <u>F</u>
44	Employee First Name	M/F	C/F	<u>O</u>	M/F	M/ S <u>F</u>
45	Employee Middle Initial	C/M	C/M	<u>O</u>	C/M	C/M
46	Employee Address Line 1	M/M	M/M	<u>O</u>	M/M	M/M
47	Employee Address Line 2	C/M	C/M	<u>O</u>	C/M	C/M

Data Requirements for First Reports of Injury

Release 1

DN#	Release 1 Data Element Name
-----	-----------------------------

Maintenance Type Codes				
Original	Acquired / Unallocated	Cancel	Denial	Change, Correction
00	AU	01	04*	02, CO

Employee, continued

48 Employee City
 49 Employee State
 50 Employee Postal Code
 51 Employee Phone
 52 Employee Date of Birth
 53 Gender Code
 54 Marital Status Code
 55 Number of Dependents
 56 Date Disability Began
 57 Employee Date of Death
 68 Date of Return to Work

M/M	M/M	<u>O</u>	M/M	M/M
M/M	M/M	<u>O</u>	M/M	M/M
M/M	M/M	<u>O</u>	M/M	M/M
C/M	C/M	<u>O</u>	C/M	C/M
M/S	M/S	<u>O</u>	M/S	M/S
M/S	M/S	<u>O</u>	M/S	M/S
C/S	C/S	<u>O</u>	C/S	C/S
C/S	C/S	<u>O</u>	C/S	C/S
C/M	C/M	<u>O</u>	C/M	C/M
C/M	C/M	<u>O</u>	C/M	C/M
C/M	C/M	<u>O</u>	C/M	C/M

Employment

58 Employment Status Code
 59 Class Code****
 60 Occupation Description
 61 Date of Hire
 62 Wage
 63 Wage Period
 65 Date Last Day Worked
 67 Salary Continued Indicator

M/M	M/M	<u>O</u>	M/M	M/M
C M/S	C M/S	<u>O</u>	C M/S	C M/S
M/S	M/S	<u>O</u>	M/S	M/S
M/M	M/M	<u>O</u>	M/M	M/M
C/M	C/M	<u>O</u>	C/M	C/M
C/S	C/S	<u>O</u>	C/S	C/S
C/M	C/M	<u>O</u>	C/M	C/M
M/M	M/M	<u>O</u>	M/M	M/M

NOTES:

* Denial 04: If a claim is denied and no benefit was paid, then FROI MTC 04 Denial must be sent.

** DN14 is the 9 digit Postal Code of the physical location of the Claims Administrator handling this claim.

*** DN5 (Agency Claim Number/Jurisdiction Claim Number) must be blank on the 00 FROI.

**** DN59 (Class Code) is the California-specific class code from the Workers' Compensation Insurance Rating Bureau (WCIRB) of California. The National Council on Compensation Insurance (NCCI) class codes are not accepted.

~~*DN14 is the Postal Code of the physical location of the Claims Administrator handling this claim.~~

~~**DN42: if the Claims Administrator does not know the SSN, the resulting TE error code can be ignored.~~

FROI Conditional Rules and Implementation Notes**First Report of Injury: Release 1**

DN#	Release 1 Data Element Name	Notes or explanation of Conditional Requirements (C/F or C/S)
Transaction		
1	Transaction Set ID	
2	Maintenance Type Code	
3	Maintenance Type Code Date	
Jurisdiction		
4	Jurisdiction Code	CALIFORNIA EDIT: Must be "CA".
Insurer		
6	Insurer FEIN	If self-insured, provide Employer FEIN in this field.
7	Insurer Name	If self-insured, provide Employer Name in this field.
25	Industry Code	If known by the Claims Administrator, then Mandatory.
Claim Administrator		
8	Third Party Administrator FEIN	If not self-administered, then Mandatory
9	Third Party Administrator Name	If TPA FEIN provided, then TPA Name Mandatory
10	Claim Administrator Address Line 1	
11	Claim Administrator Address Line 2	
12	Claim Administrator City	
13	Claim Administrator State	
14	Claim Administrator Postal Code	Must be a valid US Postal code.
Employer		
16	Employer FEIN	If employer has no FEIN, send "000000006"; If employer or refuses to provide, send "000000006 7". Employer FEIN should not equal Insurer FEIN unless self-insured.
18	Employer Name	
19	Employer Address Line 1	
20	Employer Address Line 2	
21	Employer City	
22	Employer State	
23	Employer Postal Code	Must be a valid US Postal code.
24	Self Insured Indicator	
25	Industry Code	See Section N for reporting guidelines on industry code.
Accident		
31	Date of Injury	CALIFORNIA EDIT: Must be on or after 9/1/1999 If MTC=AU AND Jurisdiction Claim Number (DN5) not provided, then Mandatory.
32	Time of Injury	
33	Postal Code of Injury Site	Must be a valid US Postal code.
35	Nature of Injury Code	If MTC=AU AND Jurisdiction Claim Number (DN5) not provided, then Mandatory.
36	Part of Body Injured Code	If MTC=AU AND Jurisdiction Claim Number (DN5) not provided, then Mandatory.
37	Cause of Injury Code	
38	Accident Description/Cause	
39	Initial Treatment	
40	Date Reported to Employer	
41	Date Reported to Claim Administrator	Must be a valid date.

FROI Conditional Rules and Implementation Notes**First Report of Injury: Release 1**

DN#	Release 1 Data Element Name	Notes or explanation of Conditional Requirements (C/F or C/S)
-----	-----------------------------	---

Claim

5	Jurisdiction Claim Number/ Agency Claim Number	For FROI MTC=01, 02, CO and all Subsequent Reports: If (TPA FEIN [DN 8] and Insurer FEIN [DN 6] are missing) OR (Claim Admin Claim Number [DN15] is missing), then Agency Claim Number (DN5) is Mandatory. Self-administered Insurers: If Insurer FEIN (DN6) AND Claim Administrator Claim Number (DN15) are missing, then Agency Claim Number/Jurisdiction Claim Number (DN5) is Mandatory. Third Party-administered Insurers: If TPA FEIN (DN8) AND Insurer FEIN (DN6) AND Claim Administrator Claim Number (DN15) are missing, then Agency Claim Number/Jurisdiction Claim Number (DN5) is Mandatory.
15	Claim Administrator Claim Number	For FROI MTC=01 and all Subsequent Reports (except 02 & CO): If JCN (DN5) is missing, then Claim Administrator Claim Number (DN15) is Mandatory.
26	Insured Report Number	
28	Policy Number	If (MTC=00, AU, 04, 02, or CO) AND Self Insured Indicator (DN24)=N, then Mandatory.
29	Policy Effective Date	If (MTC=00, AU, 04, 02, or CO) AND Self Insured Indicator (DN24)=N, then Mandatory.
30	Policy Expiration Date	If (MTC=00, AU, 04, 02, or CO) AND Self Insured Indicator (DN24)=N, then Mandatory.

Employee

42	Social Security Number	If employee has no SSN or refuses to provide, send "000000006."-If employee refuses to provide, send "000000007."
43	Employee Last Name	If MTC=AU AND Jurisdiction Claim Number (DN5) not provided, then Mandatory.
44	Employee First Name	If MTC=AU AND Jurisdiction Claim Number (DN5) not provided, then Mandatory.
45	Employee Middle Initial	
46	Employee Address Line 1	
47	Employee Address Line 2	
48	Employee City	
49	Employee State	
50	Employee Postal Code	Must be a valid postal code.
51	Employee Phone	
52	Employee Date of Birth	
53	Gender Code	
54	Marital Status Code	If Date of Death provided, then Mandatory.
55	Number of Dependents	If Date of Death provided, then Mandatory.
56	Date Disability Began	
57	Employee Date of Death	Mandatory if injured worker died.
58	Date of Return to Work	

Employment

58	Employment Status Code	
59	Class Code	If (MTC=00, AU, 04, 02, CO or UR) AND Self Insured Indicator (DN24)=N, then Mandatory. For self-insureds (DN24=Y), send a valid WCIRB class code or send no code at all. For all others, a valid WCIRB class code must be sent.
60	Occupation Description	

61	Date of Hire	
62	Wage	
63	Wage Period	If Average Wage (DN62) provided, then Mandatory.
65	Date Last Day Worked	
67	Salary Continued Indicator	

Data Requirements for Subsequent Report of Injury**Release 1**

Maintenance Type Code																
Initial Payment	Acquired Payment	Full Salary	Compensable Death	Partial Denial	Denial	Change in Amount	Change in Benefit	Reduced Earnings	Partial Suspensions	Suspensions	Reinstatement of Benefits	Change, Correction	Payment	Final	Annual	Upon Request
IP	AP	FS	CD	4P	04*_	CA	CB	RE	P1-9, PJ	S1-9, SJ	RB	02, CO	PY	FN	AN	UR

DN #	Release 1 Data Element Name
------	-----------------------------

Transaction

- 1 Transaction Set ID
2 Maintenance Type Code
3 Maintenance Type Code Date

M/F	M/F	M/F	M/F	M/F	M/F	M/F	M/F	M/F	M/F	M/F	M/F	M/F	M/F	M/F	M/F	M/F
M/F	M/F	M/F	M/F	M/F	M/F	M/F	M/F	M/F	M/F	M/F	M/F	M/F	M/F	M/F	M/F	M/F
M/F	M/F	M/F	M/F	M/F	M/F	M/F	M/F	M/F	M/F	M/F	M/F	M/F	M/F	M/F	M/F	M/F

Jurisdiction

- 4 Jurisdiction

M/F	M/F	M/F	M/F	M/F	M/F	M/F	M/F	M/F	M/F	M/F	M/F	M/F	M/F	M/F	M/F	M/F
-----	-----	-----	-----	-----	-----	-----	-----	-----	-----	-----	-----	-----	-----	-----	-----	-----

Insurer

- 6 Insurer FEIN

M/F	M/F	M/F	M/F	M/F	M/F	M/F	M/F	M/F	M/F	M/F	M/F	M/F	M/F	M/F	M/F	M/F
-----	-----	-----	-----	-----	-----	-----	-----	-----	-----	-----	-----	-----	-----	-----	-----	-----

Claim Administrator

- 8 Third Party Administrator FEIN
14 Claim Administrator Postal Code**

C/ME	C/ME	C/ME	C/ME	C/ME	C/ME	C/ME	C/ME	C/ME	C/ME	C/ME	C/ME	C/ME	C/ME	C/ME	C/ME	C/ME
M/F	M/F	M/F	M/F	M/F	M/F	M/F	M/F	M/F	M/F	M/F	M/F	M/F	M/F	M/F	M/F	M/F

Accident

- 31 Date of Injury

<u>O</u>	<u>O</u>	<u>O</u>	<u>O</u>	<u>O</u>	<u>O</u>	<u>O</u>	<u>O</u>	<u>O</u>	<u>O</u>	<u>O</u>	<u>O</u>	<u>O</u>	M/F	<u>O</u>	<u>O</u>	<u>O</u>
----------	----------	----------	----------	----------	----------	----------	----------	----------	----------	----------	----------	----------	-----	----------	----------	----------

Claim

- 5 Agency Claim Number
15 Claim Administrator Claim Number
26 Insured Report Number
73 Claim Status
74 Claim Type
76 Date of Representation

C/F	C/F	C/F	C/F	C/F	C/F	C/F	C/F	C/F	C/F	C/F	C/F	C/F	C/F	C/F	C/F	C/F
C/F	C/F	C/F	C/F	C/F	C/F	C/F	C/F	C/F	C/F	C/F	C/F	C/F	M/F	C/F	C/F	C/F
<u>O</u>	<u>O</u>	<u>O</u>	<u>O</u>	<u>O</u>	<u>O</u>	<u>O</u>	<u>O</u>	<u>O</u>	<u>O</u>	<u>O</u>	<u>O</u>	<u>O</u>	O	<u>O</u>	<u>O</u>	<u>O</u>
<u>O</u>	<u>O</u>	<u>O</u>	<u>O</u>	M/S	M/S	<u>O</u>	<u>O</u>	<u>O</u>	<u>O</u>	<u>O</u>	<u>O</u>	<u>O</u>	M/S	M/S	M/S	<u>O</u>
O	O	O	O	O	O	O	O	O	O	O	O	O	O	O	O	O
C/M	C/M	C/M	C/M	C/M	C/M	C/M	C/M	C/M	C/M	C/M	C/M	C/M	C/M	C/M	C/M	C/M

Data Requirements for Subsequent Report of Injury**Release 1**

DN #Release 1 Data Element Name		Maintenance Type Code																
		Initial Payment	Acquired Payment	Full Salary	Compensable Death	Partial Denial	Denial	Change in Amount	Change in Benefit	Reduced Earnings	Partial Suspensions	Suspensions	Reinstatement of Benefits	Change, Correction	Payment	Final	Annual	Upon Request
		IP	AP	FS	CD	4P	04*	CA	CB	RE	P1-9, PJ	S1-9, SJ	RB	02, CO	PY	FN	AN	UR
42	Employee Social Security Number	<u>Q</u>	<u>Q</u>	<u>Q</u>	<u>Q</u>	<u>Q</u>	<u>Q</u>	<u>Q</u>	<u>Q</u>	<u>Q</u>	<u>Q</u>	<u>Q</u>	C/M	<u>Q</u>	<u>Q</u>	<u>Q</u>	<u>Q</u>	
55	Number of Dependents	<u>Q</u>	<u>Q</u>	<u>Q</u>	<u>C/S</u>	<u>Q</u>	<u>Q</u>	<u>Q</u>	<u>Q</u>	<u>Q</u>	<u>Q</u>	<u>Q</u>	C/S	<u>Q</u>	<u>Q</u>	<u>Q</u>	<u>Q</u>	
56	Date Disability Began	C/S	C/M	C/S	<u>Q</u>	<u>Q</u>	<u>Q</u>	<u>Q</u>	C/S	<u>Q</u>	<u>Q</u>	C/S	C/S	<u>Q</u>	<u>Q</u>	<u>Q</u>	C/S	
57	Employee Date of Death	<u>Q</u>	<u>Q</u>	<u>Q</u>	M/S	<u>Q</u>	<u>Q</u>	<u>Q</u>	<u>Q</u>	C/S	C/S	<u>Q</u>	C/M	<u>Q</u>	C/S	<u>Q</u>	<u>Q</u>	
70	Date of Maximum Medical Improvement	<u>Q</u> C/S	<u>Q</u> C/S	<u>Q</u>	<u>Q</u>	<u>Q</u>	<u>Q</u>	<u>Q</u> C/S	<u>Q</u>	<u>Q</u>	<u>Q</u>	<u>Q</u>	<u>Q</u> C/S	<u>Q</u>	<u>C/F</u>	<u>Q</u>	<u>C/E</u> S	
71	Return to Work Qualifier	C/M	C/M	C/M	<u>Q</u>	<u>Q</u>	<u>Q</u>	C/M	C/M	M/S	C/S	C/S	<u>Q</u>	C/M	<u>Q</u>	<u>Q</u>	C/M	
72	Date of Return/Release to Work	C/M	C/M	C/M	<u>Q</u>	<u>Q</u>	<u>Q</u>	C/M	C/M	M/S	C/S	C/S	<u>Q</u>	C/M	<u>Q</u>	<u>Q</u>	C/M	
62	Employment Wage	M/S	M/S	<u>Q</u>	<u>Q</u>	<u>Q</u>	<u>Q</u>	M/S	M/S	<u>Q</u>	<u>Q</u>	<u>Q</u>	M/S	<u>Q</u>	<u>Q</u>	<u>Q</u>	M/S	
63	Wage Period	<u>CM</u> /S	<u>CM</u> /S	<u>Q</u>	<u>Q</u>	<u>Q</u>	<u>Q</u>	<u>CM</u> /S	<u>CM</u> /S	<u>Q</u>	<u>Q</u>	<u>Q</u>	<u>CM</u> /S	<u>Q</u>	<u>Q</u>	<u>Q</u>	<u>CM</u> /S	
67	Salary Continued Indicator	<u>Q</u>	<u>Q</u>	M/M	<u>Q</u>	<u>Q</u>	<u>Q</u>	<u>Q</u>	<u>Q</u>	<u>Q</u>	<u>Q</u>	<u>Q</u>	M/M	<u>Q</u>	<u>Q</u>	<u>Q</u>	<u>Q</u>	
77	Payments Late Reason Code	C/M	C/M	C/M	<u>Q</u>	<u>Q</u>	C/M	C/M	C/M	C/M	C/M	C/M	C/M	C/M	C/M	<u>Q</u>	C/M	

Data Requirements for Subsequent Report of Injury

Release 1

DN #		Release 1 Data Element Name		Maintenance Type Code																
				Initial Payment	Acquired Payment	Full Salary	Compensable Death	Partial Denial	Denial	Change in Amount	Change in Benefit	Reduced Earnings	Partial Suspensions	Suspensions	Reinstatement of Benefits	Change, Correction	Payment	Final	Annual	Upon Request
				IP	AP	FS	CD	4P	04*	CA	CB	RE	P1-9, PJ	S1-9, SJ	RB	02, CO	PY	FN	AN	UR

Variable Segment																		
78	Number of Permanent Impairments	M/F	M/F	M/F	M/F	M/F	M/F	M/F	M/F	M/F	M/F	M/F	M/F	M/F	M/F	M/F	M/F	
79	Number of Payments/Adjustments	M/F	M/F	M/F	M/F	M/F	M/F	M/F	M/F	M/F	M/F	M/F	M/F	M/F	M/F	M/F	M/F	
80	Number of Benefit Adjustments	M/F	M/F	M/F	M/F	M/F	M/F	M/F	M/F	M/F	M/F	M/F	M/F	M/F	M/F	M/F	M/F	
81	Number of Paid to Dates/Reduced Earnings/Recoveries	M/F	M/F	M/F	M/F	M/F	M/F	M/F	M/F	M/F	M/F	M/F	M/F	M/F	M/F	M/F	M/F	
82	Number of Death Dependent/Payee Relationships	M/F	M/F	M/F	M/F	M/F	M/F	M/F	M/F	M/F	M/F	M/F	M/F	M/F	M/F	M/F	M/F	
Permanent Impairments																		
83	Permanent Impairment Body Part Code	C/S	C/S	<u>Q</u>	<u>Q</u>	<u>Q</u>	<u>C/S</u>	<u>Q</u>	C/S	<u>Q</u>	<u>Q</u>	<u>Q</u>	<u>Q</u>	C/S	C/S	C/S	<u>Q</u>	C/S
84	Permanent Impairment Percentage	C/S	C/S	<u>Q</u>	<u>Q</u>	<u>Q</u>	<u>C/S</u>	<u>Q</u>	C/S	<u>Q</u>	<u>Q</u>	<u>Q</u>	<u>Q</u>	C/S	C/S	C/S	<u>Q</u>	C/S

Data Requirements for Subsequent Report of Injury

Release 1

Maintenance Type Code																
Initial Payment	Acquired Payment	Full Salary	Compensation Death	Partial Denial	Denial	Change in Amount	Change in Benefit	Reduced Earnings	Partial Suspensions	Suspensions	Reinstatement of Benefits	Change, Correction	Payment	Final	Annual	Upon Request
IP	AP	FS	CD	4P	04*	CA	CB	RE	P1-9, PJ	S1-9, SJ	RB	02, CO	PY	FN	AN	UR

DN #	Release 1 Data Element Name
------	-----------------------------

Benefit Payments

85	Payment/Adjustment Code	M/F	M/F	M/F	<u>C/F</u>	MC/FS	<u>C/F</u>	M/F	M/F	M/F	M/F	M/F	M/F	<u>C/M/F</u>	M/S	C/S	C/S	<u>C/M/F</u>
86	Payment/Adjustment Paid to Date	M/F	M/F	M/F	<u>C/F</u>	<u>C/F</u>	<u>C/F</u>	M/F	M/F	M/F	M/F	M/F	M/F	<u>C/M/F</u>	M/S	C/S	C/S	<u>C/M/F</u>
87	Payment/Adjustment Weekly Amount	<u>ØM/F</u>	<u>ØM/F</u>	<u>ØM/F</u>	<u>Ø</u>	<u>ØC/F</u>	<u>Ø</u>	<u>ØM/F</u>	<u>ØM/F</u>	<u>ØM/F</u>	<u>ØM/F</u>	<u>ØM/F</u>	<u>ØM/F</u>	<u>ØC/F</u>	<u>Ø</u>	<u>ØC/F</u>	<u>ØC/F</u>	<u>ØC/F</u>
88	Payment/Adjustment Start Date	M/F	M/F	M/F	<u>C/F</u>	C/F	<u>C/F</u>	M/F	M/F	M/F	M/F	M/F	M/F	C/F	<u>C/F***</u>	<u>C/F</u>	<u>C/F</u>	MC/F
89	Payment/Adjustment End Date	M/F	M/F	M/F	<u>C/F</u>	C/F	<u>C/F</u>	M/F	M/F	M/F	M/F	M/F	M/F	C/F	<u>C/F***</u>	<u>C/F</u>	<u>C/F</u>	MC/F
90	Payment/Adjustment Weeks Paid	<u>ØM/F</u>	<u>ØM/F</u>	<u>ØM/F</u>	<u>Ø</u>	<u>ØC/F</u>	<u>Ø</u>	<u>ØM/F</u>	<u>ØM/F</u>	<u>ØM/F</u>	<u>ØM/F</u>	<u>ØM/F</u>	<u>ØM/F</u>	<u>ØC/F</u>	<u>Ø</u>	<u>C/F</u>	<u>C/F</u>	<u>ØC/F</u>
91	Payment/Adjustment Days Paid	<u>ØM/F</u>	<u>ØM/F</u>	<u>ØM/F</u>	<u>Ø</u>	<u>ØC/F</u>	<u>Ø</u>	<u>ØM/F</u>	<u>ØM/F</u>	<u>ØM/F</u>	<u>ØM/F</u>	<u>ØM/F</u>	<u>ØM/F</u>	<u>ØC/F</u>	<u>Ø</u>	<u>C/F</u>	<u>C/F</u>	<u>ØC/F</u>

Benefit Adjustments

92	Benefit Adjustment Code	<u>C/M</u> <u>Ø</u>	<u>C/M</u> <u>Ø</u>	<u>C/M</u> <u>Ø</u>	<u>Ø</u>	<u>Ø</u>	<u>Ø</u>	<u>C/M</u> <u>Ø</u>	<u>C/M</u> <u>Ø</u>	<u>C/M</u> <u>Ø</u>	<u>C/M-Ø</u>	<u>C/M</u> <u>Ø</u>	<u>C/M</u> <u>Ø</u>	<u>C/M</u> <u>Ø</u>	<u>Ø</u>	<u>Ø</u>	<u>Ø</u>	<u>C/M</u> <u>Ø</u>
93	Benefit Adjustment Weekly Amount	<u>C/M</u> <u>Ø</u>	<u>C/M</u> <u>Ø</u>	<u>C/M</u> <u>Ø</u>	<u>Ø</u>	<u>Ø</u>	<u>Ø</u>	<u>C/M</u> <u>Ø</u>	<u>C/M</u> <u>Ø</u>	<u>C/M</u> <u>Ø</u>	<u>C/M-Ø</u>	<u>C/M</u> <u>Ø</u>	<u>C/M</u> <u>Ø</u>	<u>C/M</u> <u>Ø</u>	<u>Ø</u>	<u>Ø</u>	<u>Ø</u>	<u>C/M</u> <u>Ø</u>
94	Benefit Adjustment Start Date	<u>C/M</u> <u>Ø</u>	<u>C/M</u> <u>Ø</u>	<u>C/M</u> <u>Ø</u>	<u>Ø</u>	<u>Ø</u>	<u>Ø</u>	<u>C/M</u> <u>Ø</u>	<u>C/M</u> <u>Ø</u>	<u>C/M</u> <u>Ø</u>	<u>C/M-Ø</u>	<u>C/M</u> <u>Ø</u>	<u>C/M</u> <u>Ø</u>	<u>C/M</u> <u>Ø</u>	<u>Ø</u>	<u>Ø</u>	<u>Ø</u>	<u>C/M</u> <u>Ø</u>

Paid to Dates

95	Paid to Date/Reduced Earnings/Recoveries Code	C/M	C/M	C/M	C/M	C/M	C/M	C/M	C/M	C/M	C/M	C/M	C/M	<u>Ø</u>	<u>C/MS</u>	C/S	C/M
96	Paid to Date/Reduced Earnings/Recoveries Amount	C/M	C/M	C/M	C/M	C/M	C/M	C/M	C/M	C/M	C/M	C/M	C/M	<u>Ø</u>	<u>C/MS</u>	C/S	C/M

NOTES:

* SROI 04 Denial: If a claim is denied and benefits were paid, then SROI MTC 04 Denial must be sent.

** DN14 is the 9 digit Postal Code of the physical location of the Claims Administrator handling this claim.

February, 2006 ~~January 2010~~ (DATE TO BE INSERTED BY OAL-
12 MONTHS FOLLOWING APPROVAL AND FILING WITH SECRETARY OF STATE)

SROI Conditional Rules and Implementation Notes**Subsequent Report of Injury: Release 1**

DN#	Release 1 Data Element Name	Notes or explanation of Conditional Requirements (C/F or C/S)
Transaction		
1	Transaction Set ID	If MTC = CB or RB, then must be preceded by at least one previous benefit event of any BTC <u>Payment/Adjustment Code</u> . If MTC = FS, then must contain benefit record with BTC <u>Payment/Adjustment Code</u> = 240 or 524. If MTC = RE, then must contain benefit record with BTC <u>Payment/Adjustment Code</u> = 070 or 410. If MTC = CD or FN, then all previously reported benefit periods must be closed. If MTC = FN or AN, then must report all previously reported Benefit Type Codes. If MTC = VE, BM, BW, MN, QT, or SA reported transaction will be rejected.
2	Maintenance Type Code	
3	Maintenance Type Code Date	
Jurisdiction		
4	Jurisdiction	CALIFORNIA EDIT: Must be "CA".
Insurer		
6	Insurer FEIN	If self-insured, provide Employer FEIN in this field.
Claim Administrator		
8	Third Party Administrator FEIN	<u>If not self-administered, then Mandatory.</u>
14	Claim Administrator Postal Code	Must be a valid postal code.
Accident		
31	Date of Injury	CALIFORNIA EDIT: Must be on or after 9/1/1999.
Claim		
5	Jurisdiction Claim Number/Agency Claim Number	For FROI MTC=01, 02, CO and all Subsequent Reports: If (TPA FEIN [DN 8] and Insurer FEIN [DN 6] are missing) OR (Claim Admin Claim Number [DN15] is missing), then Agency Claim Number (DN5) is Mandatory. <u>Self-administered Insurers: If Insurer FEIN (DN6) AND Claim Administrator Claim Number (DN15) are missing, then Agency Claim Number/Jurisdiction Claim Number (DN5) is Mandatory.</u> <u>Third Party-administered Insurers: If TPA FEIN (DN8) AND Insurer FEIN (DN6) AND Claim Administrator Claim Number (DN15) are missing, then Agency Claim Number/Jurisdiction Claim Number (DN5) is Mandatory.</u>
15	Claim Administrator Claim Number	For FROI MTC=01 and all Subsequent Reports (except 02 & CO): If JCN (DN5) is missing, then Claim Administrator Claim Number (DN15) is Mandatory.
26	Insured Report Number	
73	Claim Status	

74	Claim Type	
76	Date of Representation	

SROI Conditional Rules and Implementation Notes

Subsequent Report of Injury: Release 1

DN#	Release 1 Data Element Name	Notes or explanation of Conditional Requirements (C/F or C/S)
Employee		
42	Employee Social Security Number	If employee has no SSN or refuses to provide, send "000000006"; If employee refuses to provide, send "000000007".
55	Employee Number of Dependents	If Date of Death provided, then Mandatory.
56	Date Disability Began	If reporting temporary disability benefits (DN85=050, 051, or 070), then Mandatory.
57	Employee Date of Death	If MTC=P4 or MTC=S4 or [MTC=FN and transaction includes any benefit type code Payment/Adjustment Code (DN85) = 010 or 510], then Mandatory.
70	Date of Maximum Medical Improvement	If reporting and closing permanent disability benefits (DN85=020, 021, 030, 040, or 090 or 520, 521, 530, 540, or 590), then Mandatory.
71	Return to Work Qualifier	If MTC=S1 or MTC=P1 (returned to work), then Mandatory.
72	Date of Return/Release to Work	If MTC=S1 or MTC=P1 (returned to work), then Mandatory. Must be a valid date.
Employment		
62	Wage	
63	Wage Period	If Wage (DN62) provided, then Mandatory.
67	Salary Continued Indicator	
Payments		
77	Late Reason Code	
Variable Segment		
78	Number of Permanent Impairments	EDIT: Must be >0 if [MTC={IP, AP, AB, CB, PY, FN, SROI 02 or SROI CO} AND starting or updating PD benefits (i.e. DN86>0 AND DN85={020, 021, 030, 040 or 090})]; SERIOUS error, code = 62; required segment not present.
79	Number of Payment Adjustments	FATAL EDIT: If [MTC={IP, AP, FS, CA, CB, RE, Px, Sx, or RB}] then DN79 must be >0; SERIOUS EDIT: If [MTC=4P or (MTC=PY and DN81 = 0) or (MTC={AN or FN} and Claim Administrator previously reported events with DN86>0) then DN79 must be > 0; error code = 62; Required segment not present.
80	Number of Benefit Adjustments	
81	Number of Paid to Dates/Reduced Earnings/Recoveries	EDIT: If [(MTC=PY and DN79 = 0) or (MTC=AN and Claim Administrator previously reported events with DN96>0)] then must have DN81>0. FATAL Error, code = 062: Required segment not present.
82	Number of Death Dependent/Payee Relationships	

SROI Conditional Rules and Implementation Notes

Subsequent Report of Injury: ~~Release 1~~

DN#	Release 1 Data Element Name	Notes or explanation of Conditional Requirements (C/F or C/S)
Permanent Impairments		
83	Permanent Impairment Body Part Code	<p>Use Codes 90 (Multiple Body Parts) or 99 (Whole Body) to reflect combined rating for all impairments.</p> <p>If [MTC={IP, AP, AB, CB, PY, FN, SROI 02, SROI CO or SROI UR} AND starting or updating PD benefits (i.e. DN86>0 AND DN85={020, 021, 030, 040 or 090})] then Mandatory.</p> <p><u>If [MTC={IP, AP, SROI 04, CB, PY, FN, SROI 02, SROI CO or SROI UR} AND starting, denying or updating PD benefits (i.e. DN86>0 AND DN85={DN85=020, 021, 030, 040, or 090 or 520, 521, 530, 540, or 590})] then Mandatory.</u></p>
84	Permanent Impairment Percentage	<p>Report percent for DN83=90 (Multiple Body Parts) or 99 (Whole Body) to reflect combined rating for any/all impairments.</p> <p>If [MTC={IP, AP, AB, CB, PY, FN, SROI 02, SROI CO or SROI UR} AND starting or updating PD benefits (i.e. DN86>0 AND DN85={020, 021, 030, 040 or 090})] then Mandatory</p> <p><u>If [MTC={IP, AP, SROI 04, CB, PY, FN, SROI 02, SROI CO or SROI UR} AND starting, denying or updating PD benefits (i.e. DN86>0 AND DN85={DN85=020, 021, 030, 040, or 090 or 520, 521, 530, 540, or 590})] then Mandatory.</u></p>
Benefit Payments		
85	Payment/Adjustment Code	<p>If [(MTC=AN or MTC=FN) AND database includes any open or closed benefit records with DN86>0], then Mandatory. (See also Implementation Note on DN 79).</p> <p><u>If [MTC={AN, FN, CD, 4P, UR or SROI 04} AND database includes any open or closed benefit records with DN86>0], then Mandatory. If [(MTC = 02 or MTC = CO) AND indemnity payment previously reported], then Mandatory.</u></p> <p>FATAL EDIT: If DN86 is reported, DN85 must be a valid Payment/Adjustment code.</p>
86	Payment/Adjustment Paid to Date	<p>If [(MTC=AN or MTC=FN) AND database includes any open or closed benefit records with DN86>0], then Mandatory. (See also Implementation Note on DN 79).</p> <p><u>If [MTC={AN, FN, CD, 4P, UR or SROI 04} AND database includes any open or closed benefit records with DN86>0], then Mandatory. If [(MTC = 02 or MTC = CO) AND indemnity payment previously reported], then Mandatory.</u></p> <p>FATAL EDIT: If DN85 is reported, DN86 must be >= 0.</p>

SROI Conditional Rules and Implementation Notes

Subsequent Report of Injury: ~~Release 1~~

DN#	Release 1 Data Element Name	Notes or explanation of Conditional Requirements (C/F or C/S)
Benefit Payments		
87	Payment/Adjustment Weekly Amount	<p>If [MTC={AN, FN, UR, SROI 02 or CO} AND DN85 = 010, 020, 030, 040, 050, 051, 070, 080, 090, 240, 410}, then Mandatory</p> <p>Note: If using DN85/DN86 to report a lump-sum payment or settlement (MTC=PY or FN), MTC, Start and End Date is assumed to be payment issue settlement date.</p>
88	Payment/Adjustment Start Date	<p>If {MTC=4P AND denying temporary disability or Voc. Rehab. Maintenance (DN85 = 050, 051, 070, or 410)} OR {(MTC=SROI 02 or CO) and (DN 86 > 0)} then Mandatory.</p> <p>If {MTC=SROI 02, 04, 4P, CD, CO, PY, AN, FN, or UR} and (DN86 > 0)} then Mandatory.</p> <p>EDIT: Must be >= Ben. Period Start Date (DN88).</p> <p>Note: If using DN85/DN86 to report a lump-sum payment or settlement (MTC=PY or FN), MTC, Start and End Date is assumed to be payment issue settlement date.</p>
89	Payment/Adjustment End Date	<p>If {MTC=4P AND denying temporary disability or Voc. Rehab. Maintenance (DN85 = 050, 051, 070, or 410)} OR {(MTC=SROI 02 or CO) and (DN 86 > 0)} then Mandatory.</p> <p>If {MTC=SROI 02, 04, 4P, CD, CO, PY, AN, FN, or UR} and (DN86 > 0)} then Mandatory.</p>
90	Payment/Adjustment Weeks Paid	If [MTC={4P, AN, FN, UR, SROI 02 or CO} AND DN85 = 010, 020, 030, 040, 050, 051, 070, 080, 090, 240, 410}, then Mandatory
91	Payment/Adjustment Days Paid	If [MTC={4P, AN, FN, UR, SROI 02 or CO} AND DN85 = 010, 020, 030, 040, 050, 051, 070, 080, 090, 240, 410}, then Mandatory
Benefit Adjustments		
92	Benefit Adjustment Code	FATAL EDIT: If DN93 is reported, DN92 must be a valid Payment/Adjustment code.
93	Benefit Adjustment Weekly Amount	FATAL EDIT: If DN92 is reported, DN93 must be >= 0.
94	Benefit Adjustment Start Date	
Paid to Dates		
95	Paid to Date/Reduced Earnings/Recoveries Code	<p>If MTC=AN or MTC = FN AND Claim Administrator previously reported events with DN96>0, then Mandatory.</p> <p>FATAL EDIT: If DN96 is reported, DN95 must be a valid Paid To Date code.</p>
96	Paid to Date/Reduced Earnings/Recoveries Amount	<p>If MTC=AN or MTC = FN AND Claim Administrator previously reported events with DN96>0, then Mandatory.</p> <p>FATAL EDIT: If DN95 is reported, DN96 must be >= 0.</p>

Section ~~M~~ L: California-Specific Data Edits and Sorted Data Element Lists

Current Edits	M <u>L</u>-2
All Transactions.....	M <u>L</u> -2
First Reports (FROIs).....	M <u>L</u> -2
Subsequent Reports (SROIs)	M <u>L</u> -3

California-Specific Data Edits

The California-specific data edits supplement the standard IAIABC edits, which are a part of the WCIS system. See the *IAIABC EDI Implementation Guide*, available at <http://www.iaaiabc.org> for information on the standard IAIABC edits.

Current Edits

At this time, data sent to the WCIS system ~~is~~are subjected to the California-specific edits, ~~such as~~ Jurisdiction Code (DN4) must be "CA" and Date of Injury (DN31) must be on or after September 1, 1999, ~~(see shaded rows in First Reports table below)~~, as well as the Additional edits are listed in the tables below.

All Transactions

DN	Data Element Name	CA-Specific Data Edit(s)
2	MAINTENANCE TYPE CODE	See "Transaction Sequence Requirement" tables in <i>Section A M – System Specifications</i>
3	MAINTENANCE TYPE CODE DATE	Must be >= DATE OF INJURY (DN31) Must be <= CURRENT DATE
<u>4</u>	<u>JURISDICTION CODE</u>	<u>Must = "CA"</u>
<u>6</u>	<u>INSURER FEIN</u>	<u>Must match insurer FEIN on INSURER/CLAIM ADMINISTRATOR ID list for Sender</u>
<u>8</u>	<u>THIRD PARTY ADMINISTRATOR FEIN</u>	<u>Must match TPA FEIN on INSURER/CLAIM ADMINISTRATOR ID list for Sender</u>
<u>15</u>	<u>CLAIM ADMINISTRATOR CLAIM NUMBER</u>	<u>Must not contain special characters: "*", "~"</u>

First Reports (FROIs)

DN	Data Element Name	CA-Specific Data Edit(s)
4	JURISDICTION CODE	<u>Must = "CA"</u>
<u>5</u>	<u>AGENCY CLAIM NUMBER/JURISDICTION CLAIM NUMBER</u>	<u>Must be NULL for MTC 00</u>
10	CLAIM ADMINISTRATOR ADDRESS LINE 1	Must not consist solely any of the following non-case sensitive strings: "unk", "unknown", "dk", "don't know", "na", "n/a"
12	CLAIM ADMINISTRATOR CITY	Must not consist solely of any of the following non-case sensitive strings: "unk", "unknown", "dk", "don't know", "na", "n/a"
18	EMPLOYER NAME	Must not consist solely of any of the following non-case sensitive strings: "unk", "unknown", "dk", "don't know", "na", "n/a"
19	EMPLOYER ADDRESS LINE 1	Must not consist solely of any of the following non-case sensitive strings: "unk", "unknown", "dk", "don't know", "na", "n/a"
21	EMPLOYER CITY	Must not consist solely of any of the following non-case sensitive strings: "unk", "unknown", "dk", "don't know", "na", "n/a"

First Reports (cont.)

DN	Data Element Name	CA-Specific Data Edit(s)
31	DATE OF INJURY	Must be >= 09/01/99 Must be >= DATE OF HIRE (DN61) (Disregard IAIABC edit: Must be <= DATE OF HIRE)
42	SOCIAL SECURITY NUMBER	Must be 9 digits Must not equal "123456789" Must not be the same digits, e.g. 111111111, 222222222, etc. Must not equal "987654321"
43	EMPLOYEE LAST NAME	Must not consist solely of any of the following non-case sensitive strings: "unk", "unknown", "dk", "don't know", "na", "n/a"
44	EMPLOYEE FIRST NAME	Must not consist solely of any of the following non-case sensitive strings: "unk", "unknown", "dk", "don't know", "na", "n/a"
46	EMPLOYEE ADDRESS LINE 1	Must not consist solely of any of the following non-case sensitive strings: "unk", "unknown", "dk", "don't know", "na", "n/a"
48	EMPLOYEE CITY	Must not consist solely of any of the following non-case sensitive strings: "unk", "unknown", "dk", "don't know", "na", "n/a"
51	EMPLOYEE PHONE	All digits cannot be the same
56	DATE DISABILITY BEGAN	Must be >= DATE LAST DAY WORKED (DN65)
59	CLASS CODE	For self-insureds: if a class code is sent, it must be a valid WCIRB class code. For all others: must be a valid WCIRB class code.
65	DATE LAST DAY WORKED	Must be <= DATE DISABILITY BEGAN (DN56)
68	DATE OF RETURN TO WORK	Must be >= DATE DISABILITY BEGAN (DN56)

Subsequent Reports (SROIs)

DN	Data Element Name	CA-Specific Data Edit(s)
68	INITIAL RETURN TO WORK DATE	Must be >= DATE DISABILITY BEGAN (DN56)
70	DATE OF MAXIMUM MEDICAL IMPROVEMENT	Must be >= INITIAL DATE DISABILITY BEGAN (DN56)
72	CURRENT DATE OF RETURN/RELEASE TO WORK DATE	Must be >= DATE OF RETURN TO WORK (DN68)
85	PAYMENT/ADJUSTMENT CODE	Benefit Codes 021, 040, 051, 080, 410, 521, 541, 540, 551 and 580 should not be sent on most recent claims. *
86	PAYMENT/ADJUSTMENT PAID TO DATE	Must be >= \$0; Cannot be NULL
88	PAYMENT/ADJUSTMENT START DATE	Must be a valid date format
89	PAYMENT/ADJUSTMENT END DATE	Must be a valid date format
93	BENEFIT/ADJUSTMENT AMOUNT	Must be >= \$0; Cannot be NULL
94	BENEFIT/ADJUSTMENT START DATE	Must be a valid date format
96	PAID TO DATE/REDUCED EARNINGS/RECOVERIES CODE	Must be >= \$0; Cannot be NULL

*See Section N-Code Lists for more information

California-adopted IAIABC Data ElementsFROI Data Elements, Sorted by Data Element Number (DN)

Release 1 - FROI - 148			CATEGORY: FROI Data
DN	DATA ELEMENT NAME		Requirements Table
CA 0001	<u>Transaction Set ID</u>		<u>Transaction</u>
CA 0002	<u>Maintenance Type Code</u>		<u>Transaction</u>
CA 0003	<u>Maintenance Type Code Date</u>		<u>Transaction</u>
CA 0004	<u>Jurisdiction Code</u>		<u>Jurisdiction</u>
CA 0005	<u>Agency Claim Number/Jurisdiction Claim Number</u>		<u>Claim</u>
CA 0006	<u>Insurer FEIN</u>		<u>Insurer</u>
CA 0007	<u>Insurer Name</u>		<u>Insurer</u>
CA 0008	<u>Third Party Administrator FEIN</u>		<u>Claim Administrator</u>
CA 0009	<u>Third Party Administrator Name</u>		<u>Claim Administrator</u>
CA 0010	<u>Claim Administrator Address Line 1</u>		<u>Claim Administrator</u>
CA 0011	<u>Claim Administrator Address Line 2</u>		<u>Claim Administrator</u>
CA 0012	<u>Claim Administrator City</u>		<u>Claim Administrator</u>
CA 0013	<u>Claim Administrator State Code</u>		<u>Claim Administrator</u>
CA 0014	<u>Claim Administrator Postal Code</u>		<u>Claim Administrator</u>
CA 0015	<u>Claim Administrator Claim Number</u>		<u>Claim</u>
CA 0016	<u>Employer FEIN</u>		<u>Employer</u>
	0017 <u>Insured Name</u>		
CA 0018	<u>Employer Name</u>		<u>Employer</u>
CA 0019	<u>Employer Address Line 1</u>		<u>Employer</u>
CA 0020	<u>Employer Address Line 2</u>		<u>Employer</u>
CA 0021	<u>Employer City</u>		<u>Employer</u>
CA 0022	<u>Employer State Code</u>		<u>Employer</u>
CA 0023	<u>Employer Postal Code</u>		<u>Employer</u>
CA 0024	<u>Self Insured Indicator</u>		<u>Employer</u>
CA 0025	<u>Industry Code</u>		<u>Employer</u>
CA 0026	<u>Insured Report Number</u>		<u>Claim</u>
	0027 <u>Insured Location Number</u>		
CA 0028	<u>Policy Number</u>		<u>Claim</u>
CA 0029	<u>Policy Effective Date</u>		<u>Claim</u>
CA 0030	<u>Policy Expiration Date</u>		<u>Claim</u>
CA 0031	<u>Date of Injury</u>		<u>Accident</u>
CA 0032	<u>Time of Injury</u>		<u>Accident</u>
CA 0033	<u>Postal Code of Injury Site</u>		<u>Accident</u>
	0034 <u>Employer's Premises Indicator</u>		
CA 0035	<u>Nature of Injury Code</u>		<u>Accident</u>

FROI Data Elements, Sorted by Data Element Number (DN), continued

	<u>DN</u>	<u>DATA ELEMENT NAME</u>	<u>CATEGORY</u>
CA	0036	<u>Part of Body Injured Code</u>	<u>Accident</u>
CA	0037	<u>Cause of Injury Code</u>	<u>Accident</u>
CA	0038	<u>Accident Description/Cause</u>	<u>Accident</u>
CA	0039	<u>Initial Treatment Code</u>	<u>Accident</u>
CA	0040	<u>Date Reported to Employer</u>	<u>Accident</u>
CA	0041	<u>Date Reported to Claim Administrator</u>	<u>Accident</u>
CA	0042	<u>Social Security Number</u>	<u>Employee</u>
CA	0043	<u>Employee Last Name</u>	<u>Employee</u>
CA	0044	<u>Employee First Name</u>	<u>Employee</u>
CA	0045	<u>Employee Middle Name/Initial</u>	<u>Employee</u>
CA	0046	<u>Employee Address Line 1</u>	<u>Employee</u>
CA	0047	<u>Employee Address Line 2</u>	<u>Employee</u>
CA	0048	<u>Employee City</u>	<u>Employee</u>
CA	0049	<u>Employee State Code</u>	<u>Employee</u>
CA	0050	<u>Employee Postal Code</u>	<u>Employee</u>
CA	0051	<u>Employee Phone Number</u>	<u>Employee</u>
CA	0052	<u>Employee Date of Birth</u>	<u>Employee</u>
CA	0053	<u>Gender Code</u>	<u>Employee</u>
CA	0054	<u>Marital Status Code</u>	<u>Employee</u>
CA	0055	<u>Number of Dependents</u>	<u>Employee</u>
CA	0056	<u>Date Disability Began</u>	<u>Employee</u>
CA	0057	<u>Employee Date of Death</u>	<u>Employee</u>
CA	0058	<u>Employment Status Code</u>	<u>Employment</u>
CA	0059	<u>Class Code</u>	<u>Employment</u>
CA	0060	<u>Occupation Description</u>	<u>Employment</u>
CA	0061	<u>Date of Hire</u>	<u>Employment</u>
CA	0062	<u>Wage</u>	<u>Employment</u>
CA	0063	<u>Wage Period Code</u>	<u>Employment</u>
	0064	<u>Number of Days Worked</u>	
CA	0065	<u>Date Last Day Worked</u>	<u>Employment</u>
	0066	<u>Full Wages Paid for Date of Injury Indicator</u>	
CA	0067	<u>Salary Continued Indicator</u>	<u>Employment</u>
CA	0068	<u>Date of Return to Work</u>	<u>Employee</u>

FROI Data Elements, Sorted Alphabetically

Release 1 - FROI - 148			CATEGORY: FROI Data
DN	DATA ELEMENT NAME		Requirements Table
CA	0038 <u>Accident Description/Cause</u>		<u>Accident</u>
CA	0005 <u>Agency Claim Number/Jurisdiction Claim Number</u>		<u>Claim</u>
CA	0037 <u>Cause of Injury Code</u>		<u>Accident</u>
CA	0010 <u>Claim Administrator Address Line 1</u>		<u>Claim Administrator</u>
CA	0011 <u>Claim Administrator Address Line 2</u>		<u>Claim Administrator</u>
CA	0012 <u>Claim Administrator City</u>		<u>Claim Administrator</u>
CA	0015 <u>Claim Administrator Claim Number</u>		<u>Claim</u>
CA	0014 <u>Claim Administrator Postal Code</u>		<u>Claim Administrator</u>
CA	0013 <u>Claim Administrator State Code</u>		<u>Claim Administrator</u>
CA	0059 <u>Class Code</u>		<u>Employment</u>
CA	0056 <u>Date Disability Began</u>		<u>Employee</u>
CA	0065 <u>Date Last Day Worked</u>		<u>Employment</u>
CA	0061 <u>Date of Hire</u>		<u>Employment</u>
CA	0031 <u>Date of Injury</u>		<u>Accident</u>
CA	0068 <u>Date of Return to Work</u>		<u>Employee</u>
CA	0041 <u>Date Reported to Claim Administrator</u>		<u>Accident</u>
CA	0040 <u>Date Reported to Employer</u>		<u>Accident</u>
CA	0046 <u>Employee Address Line 1</u>		<u>Employee</u>
CA	0047 <u>Employee Address Line 2</u>		<u>Employee</u>
CA	0048 <u>Employee City</u>		<u>Employee</u>
CA	0052 <u>Employee Date of Birth</u>		<u>Employee</u>
CA	0057 <u>Employee Date of Death</u>		<u>Employee</u>
CA	0044 <u>Employee First Name</u>		<u>Employee</u>
CA	0043 <u>Employee Last Name</u>		<u>Employee</u>
CA	0045 <u>Employee Middle Name/Initial</u>		<u>Employee</u>
CA	0051 <u>Employee Phone Number</u>		<u>Employee</u>
CA	0050 <u>Employee Postal Code</u>		<u>Employee</u>
CA	0049 <u>Employee State Code</u>		<u>Employee</u>
CA	0019 <u>Employer Address Line 1</u>		<u>Employer</u>
CA	0020 <u>Employer Address Line 2</u>		<u>Employer</u>
CA	0021 <u>Employer City</u>		<u>Employer</u>
CA	0016 <u>Employer FEIN</u>		<u>Employer</u>
CA	0018 <u>Employer Name</u>		<u>Employer</u>
CA	0023 <u>Employer Postal Code</u>		<u>Employer</u>
CA	0022 <u>Employer State Code</u>		<u>Employer</u>
	0034 <u>Employer's Premises Indicator</u>		

FROI Data Elements, Sorted Alphabetically, continued

<u>DN</u>	<u>DATA ELEMENT NAME</u>	<u>CATEGORY</u>
<u>CA</u>	<u>0058</u> <u>Employment Status Code</u>	<u>Employment</u>
	<u>0066</u> <u>Full Wages Paid for Date of Injury Indicator</u>	
<u>CA</u>	<u>0053</u> <u>Gender Code</u>	<u>Employee</u>
<u>CA</u>	<u>0025</u> <u>Industry Code</u>	<u>Employer</u>
<u>CA</u>	<u>0039</u> <u>Initial Treatment Code</u>	<u>Accident</u>
	<u>0027</u> <u>Insured Location Number</u>	
	<u>0017</u> <u>Insured Name</u>	
<u>CA</u>	<u>0026</u> <u>Insured Report Number</u>	<u>Claim</u>
<u>CA</u>	<u>0006</u> <u>Insurer FEIN</u>	<u>Insurer</u>
<u>CA</u>	<u>0007</u> <u>Insurer Name</u>	<u>Insurer</u>
<u>CA</u>	<u>0004</u> <u>Jurisdiction Code</u>	<u>Jurisdiction</u>
<u>CA</u>	<u>0002</u> <u>Maintenance Type Code</u>	<u>Transaction</u>
<u>CA</u>	<u>0003</u> <u>Maintenance Type Code Date</u>	<u>Transaction</u>
<u>CA</u>	<u>0054</u> <u>Marital Status Code</u>	<u>Employee</u>
<u>CA</u>	<u>0035</u> <u>Nature of Injury Code</u>	<u>Accident</u>
	<u>0064</u> <u>Number of Days Worked</u>	
<u>CA</u>	<u>0055</u> <u>Number of Dependents</u>	<u>Employee</u>
<u>CA</u>	<u>0060</u> <u>Occupation Description</u>	<u>Employment</u>
<u>CA</u>	<u>0036</u> <u>Part of Body Injured Code</u>	<u>Accident</u>
<u>CA</u>	<u>0029</u> <u>Policy Effective Date</u>	<u>Claim</u>
<u>CA</u>	<u>0030</u> <u>Policy Expiration Date</u>	<u>Claim</u>
<u>CA</u>	<u>0028</u> <u>Policy Number</u>	<u>Claim</u>
<u>CA</u>	<u>0033</u> <u>Postal Code of Injury Site</u>	<u>Accident</u>
<u>CA</u>	<u>0067</u> <u>Salary Continued Indicator</u>	<u>Employment</u>
<u>CA</u>	<u>0024</u> <u>Self Insured Indicator</u>	<u>Employer</u>
<u>CA</u>	<u>0042</u> <u>Social Security Number</u>	<u>Employee</u>
<u>CA</u>	<u>0008</u> <u>Third Party Administrator FEIN</u>	<u>Claim Administrator</u>
<u>CA</u>	<u>0009</u> <u>Third Party Administrator Name</u>	<u>Claim Administrator</u>
<u>CA</u>	<u>0032</u> <u>Time of Injury</u>	<u>Accident</u>
<u>CA</u>	<u>0001</u> <u>Transaction Set ID</u>	<u>Transaction</u>
<u>CA</u>	<u>0062</u> <u>Wage</u>	<u>Employment</u>
<u>CA</u>	<u>0063</u> <u>Wage Period Code</u>	<u>Employment</u>

SROI Data Elements, Sorted By Data Element Number (DN)

<u>Release 1 - SROI - A49</u>			<u>CATEGORY: SROI Data</u>
	<u>DN</u>	<u>DATA ELEMENT NAME</u>	<u>Requirements Table</u>
CA	0001	<u>Transaction Set ID</u>	<u>Transaction</u>
CA	0002	<u>Maintenance Type Code</u>	<u>Transaction</u>
CA	0003	<u>Maintenance Type Code Date</u>	<u>Transaction</u>
CA	0004	<u>Jurisdiction Code</u>	<u>Jurisdiction</u>
CA	0005	<u>Agency Claim Number/Jurisdiction Claim Number</u>	<u>Claim</u>
CA	0006	<u>Insurer FEIN</u>	<u>Insurer</u>
CA	0008	<u>Third Party Administrator FEIN</u>	<u>Claim Administrator</u>
CA	0014	<u>Claim Administrator Postal Code</u>	<u>Claim Administrator</u>
CA	0015	<u>Claim Administrator Claim Number</u>	<u>Claim</u>
CA	0026	<u>Insured Report Number</u>	<u>Claim</u>
CA	0031	<u>Date of Injury</u>	<u>Accident</u>
CA	0042	<u>Social Security Number</u>	<u>Employee</u>
CA	0055	<u>Number of Dependents</u>	<u>Employee</u>
CA	0056	<u>Date Disability Began</u>	<u>Employee</u>
CA	0057	<u>Employee Date of Death</u>	<u>Employee</u>
CA	0062	<u>Wage</u>	<u>Employment</u>
CA	0063	<u>Wage Period Code</u>	<u>Employment</u>
	0064	<u>Number of Days Worked</u>	
CA	0067	<u>Salary Continued Indicator</u>	<u>Employment</u>
	0069	<u>Pre-Existing Disability Code</u>	
CA	0070	<u>Date of Maximum Medical Improvement</u>	<u>Employee</u>
CA	0071	<u>Return to Work Qualifier</u>	<u>Employee</u>
CA	0072	<u>Date of Return/Release to Work</u>	<u>Employee</u>
CA	0073	<u>Claim Status Code</u>	<u>Claim</u>
CA	0074	<u>Claim Type Code</u>	<u>Claim</u>
	0075	<u>Agreement to Compensate Code</u>	
CA	0076	<u>Date of Representation</u>	<u>Claim</u>
CA	0077	<u>Late Reason Code</u>	<u>Payments</u>
CA	0078	<u>Number of Permanent Impairments</u>	<u>Variable Segment</u>
CA	0079	<u>Number of Payments/Adjustments</u>	<u>Variable Segment</u>
CA	0080	<u>Number of Benefit Adjustments</u> <u>Number of Paid To Date/Reduced</u>	<u>Variable Segment</u>
CA	0081	<u>Earnings/Recoveries</u>	<u>Variable Segment</u>
CA	0082	<u>Number of Death Dependent/Payee Relationships</u>	<u>Variable Segment</u>
CA	0083	<u>Permanent Impairment Body Part Code</u>	<u>Permanent Impairments</u>
CA	0084	<u>Permanent Impairment Percentage</u>	<u>Permanent Impairments</u>
CA	0085	<u>Payment/Adjustment Code</u>	<u>Benefit Payments</u>

SROI Data Elements, Sorted By Data Element Number (DN), continued

	<u>DN</u>	<u>DATA ELEMENT NAME</u>	<u>CATEGORY</u>
CA	0086	<u>Payment/Adjustment Paid to Date</u>	<u>Benefit Payments</u>
CA	0087	<u>Payment/Adjustment Weekly Amount</u>	<u>Benefit Payments</u>
CA	0088	<u>Payment/Adjustment Start Date</u>	<u>Benefit Payments</u>
CA	0089	<u>Payment/Adjustment End Date</u>	<u>Benefit Payments</u>
CA	0090	<u>Payment/Adjustment Weeks Paid</u>	<u>Benefit Payments</u>
CA	0091	<u>Payment/Adjustment Days Paid</u>	<u>Benefit Payments</u>
CA	0092	<u>Benefit Adjustment Code</u>	<u>Benefit Adjustments</u>
CA	0093	<u>Benefit Adjustment Weekly Amount</u>	<u>Benefit Adjustments</u>
CA	0094	<u>Benefit Adjustment Start Date</u>	<u>Benefit Adjustments</u>
CA	0095	<u>Paid to Date/Reduced Earnings/Recoveries Code</u>	<u>Paid to Date</u>
CA	0096	<u>Paid to Date/Reduced Earnings/Recoveries Amount</u>	<u>Paid to Date</u>
	0097	<u>Dependent/Payee Relationship Code</u>	

SROI Data Elements, Sorted Alphabetically

	<u>Release 1 - SROI - A49</u>		<u>CATEGORY: SROI Data</u>
	<u>DN</u>	<u>DATA ELEMENT NAME</u>	<u>Requirements Table</u>
CA	0005	<u>Agency Claim Number/Jurisdiction Claim Number</u>	<u>Claim</u>
	0075	<u>Agreement to Compensate Code</u>	
CA	0092	<u>Benefit Adjustment Code</u>	<u>Benefit Adjustments</u>
CA	0094	<u>Benefit Adjustment Start Date</u>	<u>Benefit Adjustments</u>
CA	0093	<u>Benefit Adjustment Weekly Amount</u>	<u>Benefit Adjustments</u>
CA	0015	<u>Claim Administrator Claim Number</u>	<u>Claim</u>
CA	0014	<u>Claim Administrator Postal Code</u>	<u>Claim Administrator</u>
CA	0073	<u>Claim Status Code</u>	<u>Claim</u>
CA	0074	<u>Claim Type Code</u>	<u>Claim</u>
CA	0056	<u>Date Disability Began</u>	<u>Employee</u>
CA	0031	<u>Date of Injury</u>	<u>Accident</u>
CA	0070	<u>Date of Maximum Medical Improvement</u>	<u>Employee</u>
CA	0076	<u>Date of Representation</u>	<u>Claim</u>
CA	0072	<u>Date of Return/Release to Work</u>	<u>Employee</u>
	0097	<u>Dependent/Payee Relationship Code</u>	
CA	0057	<u>Employee Date of Death</u>	<u>Employee</u>
CA	0026	<u>Insured Report Number</u>	<u>Claim</u>
CA	0006	<u>Insurer FEIN</u>	<u>Insurer</u>
CA	0004	<u>Jurisdiction Code</u>	<u>Jurisdiction</u>
CA	0077	<u>Late Reason Code</u>	<u>Payments</u>

SROI Data Elements, Sorted Alphabetically, continued

	<u>DN</u>	<u>DATA ELEMENT NAME</u>	<u>CATEGORY</u>
<u>CA</u>	<u>0002</u>	<u>Maintenance Type Code</u>	<u>Transaction</u>
<u>CA</u>	<u>0003</u>	<u>Maintenance Type Code Date</u>	<u>Transaction</u>
<u>CA</u>	<u>0080</u>	<u>Number of Benefit Adjustments</u>	<u>Variable Segment</u>
	<u>0064</u>	<u>Number of Days Worked</u>	
<u>CA</u>	<u>0082</u>	<u>Number of Death Dependent/Payee Relationships</u>	<u>Variable Segment</u>
<u>CA</u>	<u>0055</u>	<u>Number of Dependents</u>	<u>Employee</u>
<u>CA</u>	<u>0081</u>	<u>Number of Paid To Date/Reduced Earnings/Recoveries</u>	<u>Variable Segment</u>
<u>CA</u>	<u>0079</u>	<u>Number of Payments/Adjustments</u>	<u>Variable Segment</u>
<u>CA</u>	<u>0078</u>	<u>Number of Permanent Impairments</u>	<u>Variable Segment</u>
<u>CA</u>	<u>0096</u>	<u>Paid to Date/Reduced Earnings/Recoveries Amount</u>	<u>Paid to Date</u>
<u>CA</u>	<u>0095</u>	<u>Paid to Date/Reduced Earnings/Recoveries Code</u>	<u>Paid to Date</u>
<u>CA</u>	<u>0085</u>	<u>Payment/Adjustment Code</u>	<u>Benefit Payments</u>
<u>CA</u>	<u>0091</u>	<u>Payment/Adjustment Days Paid</u>	<u>Benefit Payments</u>
<u>CA</u>	<u>0089</u>	<u>Payment/Adjustment End Date</u>	<u>Benefit Payments</u>
<u>CA</u>	<u>0086</u>	<u>Payment/Adjustment Paid to Date</u>	<u>Benefit Payments</u>
<u>CA</u>	<u>0088</u>	<u>Payment/Adjustment Start Date</u>	<u>Benefit Payments</u>
<u>CA</u>	<u>0087</u>	<u>Payment/Adjustment Weekly Amount</u>	<u>Benefit Payments</u>
<u>CA</u>	<u>0090</u>	<u>Payment/Adjustment Weeks Paid</u>	<u>Benefit Payments</u>
<u>CA</u>	<u>0083</u>	<u>Permanent Impairment Body Part Code</u>	<u>Permanent Impairments</u>
<u>CA</u>	<u>0084</u>	<u>Permanent Impairment Percentage</u>	<u>Permanent Impairments</u>
	<u>0069</u>	<u>Pre-Existing Disability Code</u>	
<u>CA</u>	<u>0071</u>	<u>Return to Work Qualifier</u>	<u>Employee</u>
<u>CA</u>	<u>0067</u>	<u>Salary Continued Indicator</u>	<u>Employment</u>
<u>CA</u>	<u>0042</u>	<u>Social Security Number</u>	<u>Employee</u>
<u>CA</u>	<u>0008</u>	<u>Third Party Administrator FEIN</u>	<u>Claim Administrator</u>
<u>CA</u>	<u>0001</u>	<u>Transaction Set ID</u>	<u>Transaction</u>
<u>CA</u>	<u>0062</u>	<u>Wage</u>	<u>Employment</u>
<u>CA</u>	<u>0063</u>	<u>Wage Period Code</u>	<u>Employment</u>

Section ~~N~~ M: System Specifications

Jurisdiction Claim Number (JCN)	N-2
Changed or Corrected Data	N-2
Transaction Processing and Sequencing	N-3
General Rules	N-3
First Reports.....	N-4
First Report Transaction Sequencing Requirements Summary	N-5
Subsequent Reports	N-5
Transaction Sequencing Requirements for Subsequent Reports	N-7
Sequencing Rules	N-7
Related Business Rules	N-8
WCIS Matching Rules and Processes	N-9
Acquired Claims	N-10

Agency Claim Number/Jurisdiction Claim Number (JCN)

The Agency Claim Number is most often referred to as the Jurisdiction Claim Number (JCN). The JCN is ~~a random 12- or 22-digit number~~ created by WCIS ~~that to uniquely identify each~~ is the claim. It is provided to the claims administrator on their acknowledgment of the First Report. ~~The JCN requirements have been relaxed so that other data match elements such as Insurer FEIN (DN6), Third Party Administrator FEIN (DN8) and Claim Administrator Claim Number (DN15) may be used in place of the JCN under specific circumstances. The~~ Before the WCIS system was revised in July, 2004, ~~and creates a 22-digit JCN. The old the original~~ WCIS system created a 12-digit JCN. The revised system is backwards compatible and will continue to accept the 12-digit JCN for claims originally reported to the old system. **All new claims reported to the revised system will receive a 22-digit JCN.**

Changed or Corrected Data

The WCIS regulations require each claim administrator to submit to WCIS any changed or corrected data elements. Changed or corrected data for a claim are due by the time of the next submission for the claim. Correction reports (MTC=CO) are sent in response to an TE (transaction accepted with error) error message acknowledgment from WCIS. Change Reports (MTC=02) are sent when the claim administrator becomes aware that the value of a data element has changed, e.g., Employee Address. If a claim administrator needs to make changes to some data elements while making corrections to other elements for a given claim, these can be combined on either a change or correction report with identical results.

When submitting a change or correction report, the claim administrator should resubmit all known data elements, not just the data elements being changed or corrected. Data elements missing in a resubmission will not cause valid data already existing in the database to be overwritten; however the claim administrator will receive errors if the missing data elements are necessary for validation purposes. For example, if the Employee Date of Birth is absent on the change or correction report, WCIS will not delete the Date of Birth stored in the WCIS database, but the claim administrator will receive an error for having a mandatory data element missing.

Transaction Processing and Sequencing

General Rules

The WCIS processes batches within a transmission ~~and transactions within a batch~~ in the order in which they are received. If submitting more than one transaction for a single claim in the same batch or transmission, it is important that WCIS receive the transactions in the proper sequence. Transactions should be submitted in logical business order or in the order they were entered into the claim administrator's system, according to the following general rules:

- The First Report for a claim must be submitted and processed by WCIS before any Subsequent Reports are submitted for the claim. Subsequent Reports sent before the corresponding First Report has been received by WCIS will be rejected.

First Report and Subsequent Report transactions must be submitted in separate batches by default. Combining First and Subsequent Reports in a batch is impossible because the two types of reports have different field layouts. If a First Report batch and Subsequent Report batch with the same claims are submitted to WCIS on the same day, the Subsequent Reports may be rejected. The WCIS will not automatically process the First Reports first. In order to avoid sequencing errors with First and Subsequent reports it is best to submit the reports on separate days.

- Incoming transactions with Maintenance Type Code (MTC) dates, DN3, that are later than the current processing date (system date) will be rejected. For example, a transaction with an MTC date of 11-01-03 that is processed on 10-31-03 will be rejected. In addition, the MTC date must be between '1900' and the current date.

If the claim administrator is not sure of the business order, the following general sort orders are suggested:

- Primary sort order is MTC date. Multiple transactions for a claim should be sorted by MTC date so that WCIS processes the oldest MTC date first. This will help avoid unnecessary sequencing errors.
- Secondary sort order is MTC code. MTC codes should be sorted in business event order. See the next sections for further explanations specific to First Reports and Subsequent Reports.

First Reports

This section is intended to aid you in understanding the general sequence or order in which Maintenance Type Codes may be used to report claim events for First Reports. Maintenance Type Codes are used to define the specific purpose of a transaction. There are two types of First Report Maintenance Type Codes, initial First Reports, the very first report sent; and other First Reports, not the initial first report sent. Some Maintenance Type Codes belong in both groups; they can be the initial First Report sent or they can be sent after the initial First Report. Some Maintenance Type Codes can only be other First Reports and must be preceded by an initial First Report. First Report Maintenance Type Codes are grouped in the following tables to clarify their purpose and to demonstrate a logical order for their use. If transactions for a claim are not received in the proper sequence, whether they are submitted in one transmission or several, they will be rejected. If transactions are rejected due to processing/sequencing errors, then the claim administrator is responsible for resubmitting the transactions.

Initial First Reports: These Maintenance Type Codes are used to report new claims. One of these Maintenance Type Codes must be the initial First Report sent to WCIS.

MTC Code	MTC Name
00	Original
04	Denial
AU	Acquired/Unallocated*

*Any existing indemnity benefits will automatically be suspended when the FROI Acquired Unallocated (MTC=AU) is accepted.

Other First Reports: After the initial First Report has been filed, the following First Report Maintenance Type Codes can be submitted to reflect/report additional information about the claim not known at the time of original reporting.

MTC Code	MTC Name
01	Cancel
02	Change
04	Denial
CO	Correction

First Report Transaction Sequencing Requirements Summary

MTC	Description	Type	Sequence Requirements
00	Original	Initial	None
AU	Acquired/Unallocated	Initial	None
04	Denial	Initial	None
01	Cancel	Other	Must follow <u>initial</u> First Report.
CO	Correction	Other	Must follow <u>initial</u> First Report
02	Change	Other	Must follow <u>initial</u> First Report

~~February, 2006 January 2010~~ (DATE TO BE INSERTED BY OAL
- 12 MONTHS FOLLOWING APPROVAL AND FILING WITH SECRETARY OF STATE)

Subsequent Reports

For Subsequent Reports, each Maintenance Type Code identifies a Benefit Event – an action occurring on one or more benefit types. Benefit Events are of three main types: (1) Open Benefits: the claim administrator is starting to pay ongoing benefits; (2) Close Benefits: the claim administrator is suspending ongoing benefit payments; (3) Update Benefit: the claim administrator is reporting a change to a benefit period that has already been reported to WCIS. In the tables below, Maintenance Type Codes are grouped by the Benefit Event Type or the action that is being performed on the benefit. The transaction sequencing rules in the next section are applied at the Benefit Event Type level and not the specific Maintenance Type Code.

Open Benefits: These Maintenance Type Codes are used to report the start of a benefit period.

MTC Code	MTC Name
IP	Initial Payment*
AP	Acquired Payment
FS	Full Salary
RB	Reinstatement of Benefits
CB	Change Benefit

* Only one IP transaction for the same Claim Number will be allowed.

Close Benefits: These Maintenance Type Codes are used to report the ending of a benefit period.

MTC Code	MTC Name
PJ, P1-9	Partial Suspension
SJ, S1-9	Suspension
04	Denial
4P	Partial Denial*
CB	Change Benefit
CD	Compensatory Death**

* 4P is sent when a specific benefit is being denied. If a benefit that has not been paid is being denied, the benefit should not be reported on the 4P, due to limits in the IAIABC specifications.

**_CD automatically closes all open indemnity benefits.

Update Benefits: These Maintenance Type Codes are used to report an update to a previously reported benefit period.

MTC Code	MTC Name
CA	Change in Benefit Amount
RE	Reduced Earnings
02	Change
CO	Correction

Other: These Maintenance Type codes don't fall into the above categories. They don't open, close, or update benefits in the same manner as other Maintenance Type Codes, because (1) the MTC reports single, lump sum payments (PY) rather than the payment of ongoing benefits (PY), or (2) the MTC has specific jurisdictional uses (UR) or (3) the MTC reports the closing of a claim (FN).

MTC Code	MTC Name
PY	Payment Report
UR	Upon Request
FN	Final Report

NOTE:

Only one IP transaction for the same Claim Number will be allowed.

Reporting Advances and Settlements

An Initial Payment (IP) should be sent to report an advance or settlement that is the first indemnity payment. The Payment Report (PY) can be used to report an advance or settlement after the IP.

Advances should be reported using the appropriate Payment/Adjustment Codes (DN85). For example, a permanent disability advance would be reported using the payment/adjustment code 030 and a temporary disability advance for a Qualified Medical Evaluation (QME) appointment would be reported using the payment/adjustment code 050.

Some settlements, such as those found in a Compromise and Release (C&R) or a commutation, are paid as a one-time, lump sum amount; others, such as a stipulated settlement, allow for a future, ongoing payment stream. Settlements should be reported using the appropriate 5xx compromised Payment/Adjustment (DN85) codes and, if applicable, the appropriate Paid to Date (DN95) codes for each portion of the settlement. Compromised codes used for settlements in the WCIS are listed in Section N – Code Lists.

For example, if a total, lump sum C&R settlement of \$20,000 consisted of \$15,000 for compromised permanent disability, \$3,000 for compromised medical and \$2,000 for attorney fees, the payment/adjustment codes 530 (with the amount \$15,000) and 501 (with the amount \$3,000) and the paid to date code 340 (with the amount \$2,000) would be reported. If a C&R or a commutation settlement cannot be broken down by each portion of the settlement and assigned to compromised benefit codes, then the entire settlement amount of \$20,000 can be reported under the payment/adjustment code 500 – Unspecified. For settlements that are paid as a lump sum, the Payment/Adjustment Start and End Dates (DNs 88 and 89) should equal the settlement date.

For stipulated settlements that are ongoing, only the first and last payments need to be reported. On the initial stipulated settlement payment, the Payment/Adjustment Start Date should equal the settlement date and the End Date should be the last through date for the first payment period of the settlement. On the last stipulated settlement payment, the Start and End Dates should cover the last payment period of the settlement.

Periodic Reports:

Periodic Reports are required for every claim with any benefit type including medical. Periodic Reports are should not be used to report that a benefit period is opening, closing, or being updated. Rather, they are sent at a specific time in the life of a claim to report the amount paid for all benefit types and other benefit types through that date.

MTC Code	MTC Name
AN	Annual
FN	Final

For non-indemnity claims, i.e., claims without indemnity payments, a sufficient final report would be the Annual transaction (AN) with the Claim Status (DN73) set to “closed”. A Final transaction (FN) need not be sent.

NOTE:

- If submitting ANs in ANSI X12 format, be sure to include the proper ANSI frequency code. If you have any questions, contact your EDI liaison.
- Annual and ~~Final~~ transactions must contain at least one type of benefit payment.

Transaction Sequencing Requirements for Subsequent Reports

A general principle for WCIS is that we only want to collect data that we can interpret. To assure this, Subsequent Reports are automatically subjected to a set of sequencing rules and related business rules when processed by WCIS. The sequencing requirements for Subsequent Reports are given in the table below. ~~Most sequencing rules operate at the level of benefit-type events. Additionally, the Benefit Type Code of the incoming benefit event is used to determine proper sequencing of Subsequent Reports. For example, if a period of temporary disability is currently open and already being paid, a new period of temporary disability cannot be started. Also, if a benefit period of temporary disability was started and then a suspension report was filed to close a benefit period of permanent disability, it would be rejected because the benefit period of permanent disability was never started.~~

Sequencing Rules

Benefit-Level MTC	Benefit Event Type	Benefit Event Processing Rules to Be Applied
IP, FS, AP, AB, RB, ER, CB	Open	Opens cannot follow opens for the same BTC.
S(x), P(x), CB, 04 or 4P	Close	Closes must follow opens for the same BTC.
CA, RE	Update (open)	Update (open) must follow open for the same BTC.
02, CO	Update	Allow All
AN, FN	Periodic	<u>AN</u> – Allow all, except reject transaction if BTC(s) are present that have not been reported previously for this claim. <u>FN</u> – Allow all, except reject transaction if <u>Payment/Adjustment Codes</u> are present that have not been reported previously for this claim.
UR, PY, CD*	Other	Allow All

* CD automatically closes all open indemnity benefits.

Related Business Rules

Rules Specific to Transaction-Level MTC

These rules are applied at the transaction level of the Maintenance Type Code. If any of these rules are not met, the transaction will be rejected.

Transaction MTC	Rule
CB, RB, ER , AB (and MTCs 02, CO with benefit blocks present)	Must be preceded by at least one previous benefit event of any Payment/Adjustment Code (DN85).
FS	Must contain a benefit record with Payment/Adjustment Code (DN85) = 240 or 524
RE	Must contain a benefit record with Payment/Adjustment Code (DN85) = 070 (Temporary Partial) or = 410 (Vocational Rehabilitation Maintenance) (VRM).
FN	All previously reported benefit periods must be closed.
FN, AN	Must report <u>all</u> previously reported benefit codes. If any previously reported benefit codes are missing, the transaction will be rejected.

Any MTC not supported in Benefit Event Type Rules table (including VE)	Reject transaction.
--	---------------------

Overall Transaction Structure Edits.

(1) No benefit blocks (or “other benefits”, credits, adjustments, or reduced earnings blocks) are expected for First Report of Injury Reports (transactions with Maintenance Type Codes 00, 01, or AU). The transaction will be rejected if benefit blocks are reported on the First Report.

(2) Benefit blocks within a transaction may not repeat the same benefit code. Transactions will be rejected if duplicate benefit codes are reported in the same transaction.

WCIS Matching Rules and Processes

Match Data for a Claim

Primary:

1. Agency Claim Number/Jurisdiction Claim Number, DN5

Secondary Match for Reports OTHER THAN AU:

- 2a. ~~Third Party Administrator FEIN (DN8) if provided, otherwise match on Insurer FEIN (DN6)~~
Insurer FEIN (DN6)
AND Third Party Administrator FEIN (DN8), if any,
AND Claim Administrator Claim Number (DN15)

Alternative Secondary Match for AU:

- 2b. Date of Injury (DN31)
 AND Nature of Injury Code (DN35)
 AND Part of Body Injured Code (DN36)
 AND Employee Last Name (DN43)
 AND Employee First Name (DN44)

How WCIS Matches Incoming Transactions to Existing Claim Records

The WCIS uses the Agency Claim Number/Jurisdiction Claim Number (JCN) as the primary means for matching transactions representing the same claim. Secondary match data will be used only if a JCN is not provided. For current JCN requirements please see Jurisdiction Claim Number earlier in this section.

Transactions that can never be initial First Reports (MTC = 01, 02, CO, and all subsequent reports) will be rejected if they cannot be matched to existing claims

on the WCIS database. This matching is based on the JCN, if provided. Otherwise, secondary match data #2a (described above) will be used.

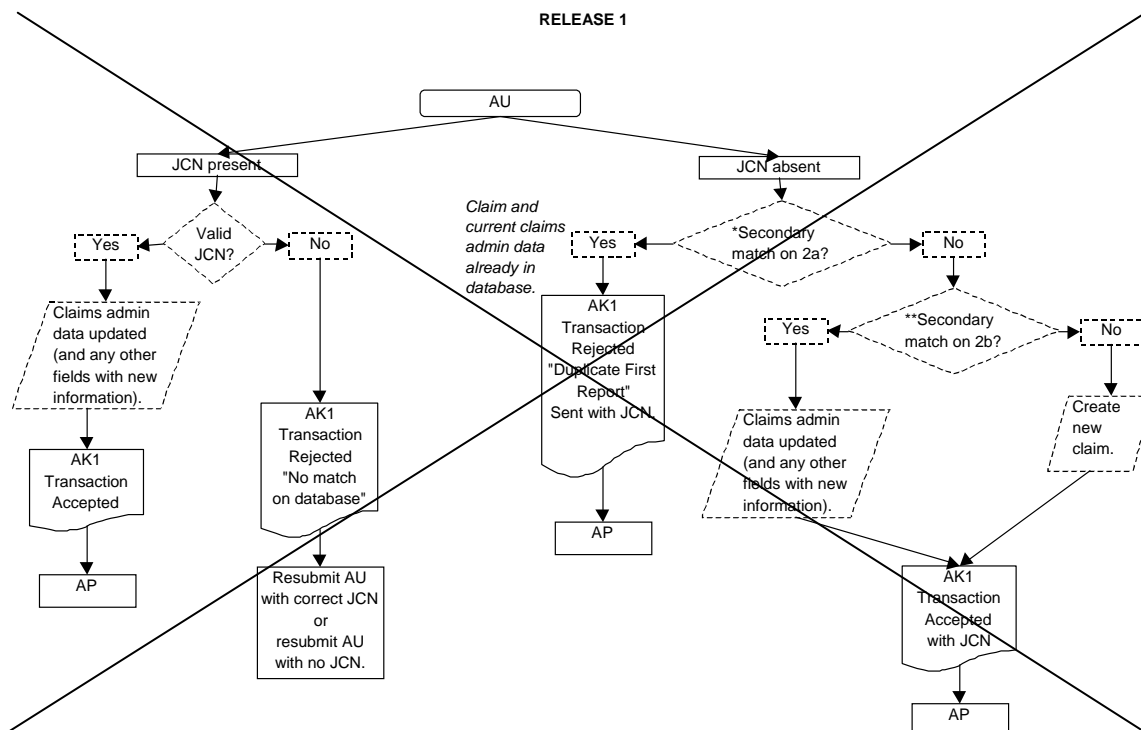
For transaction types that may or may not be initial First Reports (MTC = 00, 04), secondary match data is used to help avoid creation of duplicate records. Secondary match data #2a is used to prevent a given claim administrator from reporting multiple claims with the same Claim Administrator Claim Number and the same insurer.

The claim administrator can only change the data elements in match data #2a and #2b when a JCN is provided.

The case of a claim administrator acquiring existing claims from another administrator requires special handling. This is necessary because the claim administrator acquiring the claim may not know the JCN, and secondary match data #2a won't be useful for matching such transactions (because a new Third Party Administrator or Insurer FEIN and Claim Administrator Claim Number will generally be provided when transferring claim ownership). Therefore, for acquired reports (MTC=AU) only, the WCIS will use alternative match data #2b to determine if an AU transaction lacking the JCN matches to an existing claim on the database.

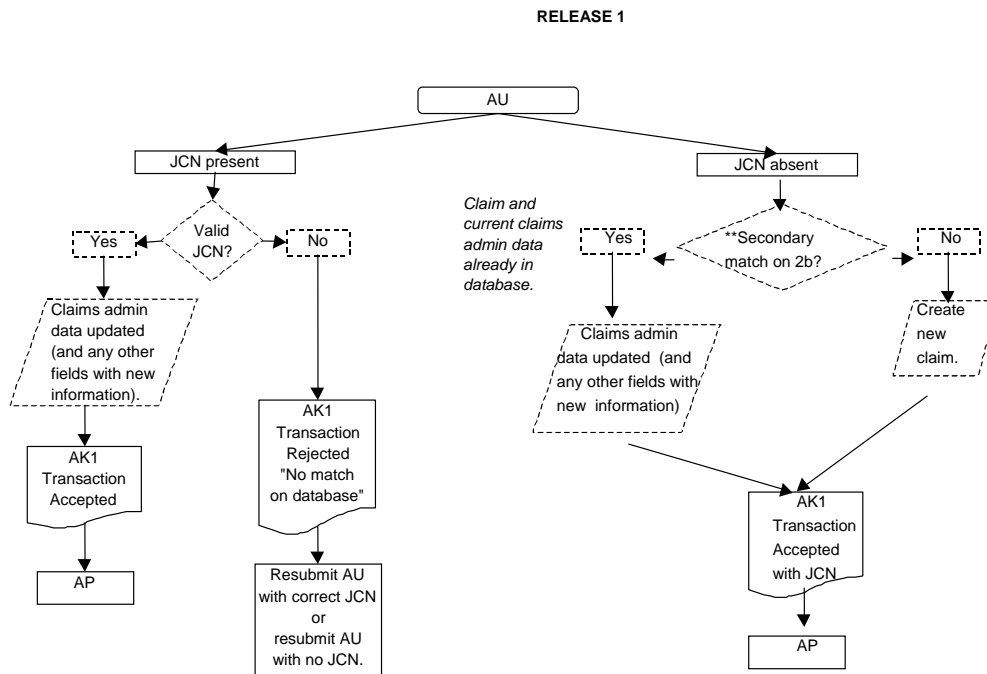
Acquired Claims

~~WCIS will support the transfer of claims from one claim administrator to another using the AU transaction. The AU will be processed as shown in the following chart.~~



Acquired Claims

WCIS will support the transfer of claims from one claim administrator to another using the AU transaction. The AU will be processed as shown in the following chart.



Boxes with solid straight lines indicate a transmission from the Trading Partner to WCIS.
Boxes with a wavy bottom line indicate acknowledgments from WCIS to the Trading Partner.
Boxes with dashed lines - - - - indicate processing performed by WCIS.

*Secondary match on 2a, fields:

1. ~~Third Party Administrator FEIN (DN 8) if provided, otherwise match on Insurer FEIN (DN 6);~~
AND
2. ~~Claim Administrator Claim Number (DN 15)~~

**Secondary match on 2b, fields:

1. Date of Injury (DN31); AND
2. Part of Body Injured Code (DN36); AND
3. Nature of Injury Code (DN35); AND
4. Employee First Name (DN44); AND
5. Employee Last Name (DN43)

Section ~~Θ~~ N: Code Lists

This Section lists valid codes for several data elements. The original source of each code list is noted. These valid code lists are provided as a convenience for our data providers, and are intended to be a simple repetition of code lists available elsewhere. In no case have codes been purposely omitted or deleted. If at any time you believe that WCIS is rejecting a valid code, please let us know by sending an e-mail to: wcis@dir.ca.gov.

~~Nature of Injury Codes (DN 35)~~ ~~O-2~~

~~Part of Body Codes (DN 36)~~..... ~~O-4~~

~~Cause of Injury Codes (DN 37)~~..... ~~O-7~~

~~Late Reason Codes (DN 77)~~..... ~~O-9~~

~~Manual Classification Codes (DN 59)~~ ~~O-10~~

Nature of Injury Codes (DN35)

CODE	DESCRIPTION
SPECIFIC INJURY	
01	No Physical Injury
02	Amputation
03	Angina Pectoris
54	Asphyxiation
04	Burn
07	Concussion
10	Contusion
13	Crushing
16	Dislocation
19	Electric Shock
22	Enucleation (To Remove, Ex.: Tumor, Eye, etc)
25	Foreign Body
28	Fracture
30	Freezing
31	Hearing Loss or Impairment
32	Heat Prostration
34	Hernia
36	Infection
37	Inflammation
40	Laceration
41	Myocardial Infarction (Heart Attack)
42	Poisoning-General (Not OD or Cumulative Injury)
43	Puncture
46	Rupture
47	Severance
49	Sprain
52	Strain
53	Syncope
55	Vascular
58	Vision Loss
59	All Other Specific Injuries, NOC
OCCUPATIONAL DISEASE OR CUMULATIVE INJURY	
60	Dust Disease, NOC (All other Pneumoconiosis)
61	Asbestosis
62	Black Lung
63	Byssinosis
64	Silicosis
65	Respiratory Disorders (Gases, Fumes, Chemicals, etc.)
66	Poisoning-Chemical (Other than Metals)

67	Poisoning-Metal
CODE	DESCRIPTION
OCCUPATIONAL DISEASE OR CUMULATIVE INJURY continued	
68	Dermatitis
69	Mental Disorder
70	Radiation
71	All Other Occupational Disease Injury, NOC
72	Loss of Hearing
73	Contagious Disease
74	Cancer
75	Aids
76	VDT-Related Disease
77	Mental Stress
78	Carpal Tunnel Syndrome
79	Hepatitis C
80	All Other Cumulative Injuries, NOC
MULTIPLE INJURIES	
90	Multiple Physical Injuries Only
91	Multiple Injuries Including Both Physical and Psychological

Source: IAIABC/NCCI/WCIO

https://www.iisprojects.com/WCIO/pub/PNC/WCIO_Nature_Table.pdf

Part of Body Codes: FROI (DN36) and SROI (DN83)

<u>FROI</u> <u>CODE</u> <u>(DN36)</u>	<u>SROI</u> <u>CODE</u> <u>(DN83)</u>	<u>CODE</u> DESCRIPTION
HEAD		
<u>10</u>	10	Multiple Head Injury
<u>11</u>	11	Skull
<u>12</u>	12	Brain
<u>13</u>	13	Ear(s)*
<u>13</u>	13A	Total Deafness of Both Ears (<u>SROI CODE</u>)*
<u>13</u>	13B	Total Deafness of One Ear (<u>SROI CODE</u>)*
<u>13</u>	13C	Where Worker Prior to Injury has Suffered a Total Loss of Hearing in One Ear, and as a Result of the Accident Loses Total Hearing in Remaining Ear (<u>SROI CODE</u>)*
<u>14</u>	14	Eye(s)*
<u>14</u>	14A	The Loss of Eye by Enucleation (Including Disfigurement Resulting from Removal) (<u>SROI CODE</u>)*
<u>14</u>	14B	Total Blindness of One Eye (<u>SROI CODE</u>)*
<u>14</u>	14C	Blindness in both Eyes (<u>SROI CODE</u>)*
<u>15</u>	15	Nose
<u>16</u>	16	Teeth
<u>17</u>	17	Mouth
<u>18</u>	18	Soft Tissue – Head
<u>19</u>	19	Facial Bones
NECK		
<u>20</u>	20	Multiple Neck Injury
<u>21</u>	21	Vertebrae
<u>22</u>	22	Disc
<u>23</u>	23	Spinal Cord
<u>24</u>	24	Larynx
<u>25</u>	25	Soft Tissue – Neck
<u>26</u>	26	Trachea
UPPER EXTREMITIES		
<u>30</u>	30	Multiple Upper Extremities
<u>31</u>	31	Upper Arm (inc. <u>Excluding</u> Clavicle & Scapula)*
<u>32</u>	32	Elbow*
<u>33</u>	33	Lower Arm*

* These bilateral body part codes can be reported twice under DN83, when applicable.

<u>34</u>	34	Wrist*
<u>35</u>	35	Hand*
<u>36</u>	36	Finger(s)*
<u>36</u>	36A	The Loss of an Index Finger and Metacarpal Bone (SROI CODE)*
<u>36</u>	36B	The Loss of an Index Finger at the Proximal Joint (SROI CODE)*
<u>36</u>	36C	The Loss of an Index Finger at the Second Joint (SROI CODE)*
<u>36</u>	36D	The Loss of an Index Finger at the Distal Joint (SROI CODE)*
<u>36</u>	36E	The Loss of a Second Finger and the Metacarpal Bone (SROI CODE)*
<u>36</u>	36F	The Loss of a Middle Finger at the Proximal Joint (SROI CODE)*
<u>36</u>	36G	The Loss of a Middle Finger at the Second Joint (SROI CODE)*
<u>36</u>	36H	The Loss of a Middle Finger at the Distal Joint (SROI CODE)*
<u>36</u>	36I	The Loss of a Third (Ring) Finger and Metacarpal Bone (SROI CODE)*
<u>36</u>	36J	The Loss of a Third (Ring) Finger at the Proximal Joint (SROI CODE)*
<u>36</u>	36K	The Loss of a Third (Ring) Finger at the Second Joint (SROI CODE)*
<u>36</u>	36L	The Loss of a Third (Ring) Finger at the Distal Joint (SROI CODE)*
<u>36</u>	36M	The Loss of a Little Finger and Metacarpal Bone (SROI CODE)*
<u>36</u>	36N	The Loss of a Little Finger at the Proximal Joint (SROI CODE)*
<u>36</u>	36O	The Loss of a little Finger at the Second Joint (SROI CODE)*
<u>36</u>	36P	The Loss of a Little Finger at the Distal Joint (SROI CODE)*
<u>37</u>	37	Thumb*
<u>37</u>	37A	The Loss of a Thumb and Metacarpal Bone (SROI CODE)*
<u>37</u>	37B	The Loss of a Thumb at the Proximal Joint (SROI CODE)*
<u>37</u>	37C	The Loss of a Thumb at the Distal Joint (SROI CODE)*
<u>38</u>	38	Shoulder(s)*
<u>39</u>	39	Wrist(s) & Hand(s)*
TRUNK		
<u>40</u>	40	Multiple Trunk
<u>41</u>	41	Upper Back Area (Thoracic Area)
<u>42</u>	42	Lower Back Area (including Lumbar & Lumbo-Sacral)
<u>43</u>	43	Disc
<u>44</u>	44	Chest (including Ribs, Sternum & Soft Tissue)
<u>45</u>	45	Sacrum and Coccyx
<u>46</u>	46	Pelvis
<u>47</u>	47	Spinal Cord
<u>48</u>	48	Internal Organs
<u>49</u>	49	Heart
	CODE	DESCRIPTION
TRUNK continued		
<u>60</u>	60	Lungs

* These bilateral body part codes can be reported twice under DN83, when applicable.

<u>61</u>	61	Abdomen Including Groin
<u>62</u>	62	Buttocks
<u>63</u>	63	Lumbar and/or Sacral Vertebrae (Vertebrae NOC Trunk)
LOWER EXTREMITIES		
<u>50</u>	50	Multiple Lower Extremities
<u>51</u>	51	Hip*
<u>52</u>	52	Upper Leg*
<u>53</u>	53	Knee*
<u>54</u>	54	Lower Leg*
<u>55</u>	55	Ankle*
<u>56</u>	56	Foot*
<u>57</u>	57	Toe(s)*
<u>57</u>	57A	Little Toe Metatarsal Bone (SROI CODE)*
<u>57</u>	57B	Little Toe at Distal Joint (SROI CODE)*
<u>57</u>	57C	The Loss of any other Toe with Metatarsal Bone (SROI CODE)*
<u>57</u>	57D	The Loss of any other Toe at the Proximal Joint (SROI CODE)*
<u>57</u>	57E	Other Toe at Middle Joint (SROI CODE)*
<u>57</u>	57F	The Loss of any other Toe at Second or Distal Joint (SROI CODE)*
<u>57</u>	57G	Other Toe at Distal Joint (SROI CODE)*
<u>58</u>	58	Great Toe*
<u>58</u>	58A	The Loss of a Great Toe with Metatarsal Bone (SROI CODE)*
<u>58</u>	58B	The Loss of a Great Toe at the Proximal Joint (SROI CODE)*
<u>58</u>	58C	The Loss of a Great Toe at the Second (Distal) Joint (SROI CODE)*
MULTIPLE BODY PARTS		
<u>64</u>	64	Artificial Appliance
<u>65</u>	65	Insufficient Info to Properly Identify-Unclassified
<u>66</u>	66	No Physical Injury
<u>90</u>	90	Multiple Body Parts
<u>91</u>	91	Body Systems and Multiple Body Systems
<u>99</u>	99	Whole Body

* These bilateral body part codes can be reported twice under DN83, when applicable.

Source: IAIABC/NCCI/WCIO

https://www.iisprojects.com/WCIO/pub/PNC/WCIO_Part_Table.pdf

<https://www.iisprojects.com/WCIO/pub/PNC/InjuryDescriptionTableUpdateNoticeFINAL.pdf>

<https://www.iisprojects.com/WCIO/bin/view/PublicView/ProductsWCIO>

Cause of Injury Codes (DN37)

CODE	DESCRIPTION
BURN OR SCALD-HEAT OR COLD EXPOSURE	
01	Chemicals
02	Hot Objects or Substances
11	Cold Objects or Substances
03	Temperature Extremes
04	Fire or Flame
05	Steam or Hot Fluids
06	Dust, Gases, Fumes or Vapors
07	Welding Operations
08	Radiation
14	Abnormal Air Pressure
84	Electrical Current
09	Contact With, NOC
CAUGHT IN OR BETWEEN	
10	Machine or Machinery
12	Object Handled
20	Collapsing Materials (Slides of Earth)
13	Caught in, Under or Between, NOC
CUT, PUNCTURE, SCRAPE INJURED BY	
15	Broken Glass
16	Hand Tool, Utensil; Not Powered
17	Object Being Lifted or Handled
18	Powered Hand Tool, Appliance
19	Cut, Puncture, Scrape, NOC
FALL OR SLIP INJURY	
25	From Different Level (Elevation)
26	From Ladder or Scaffolding
27	From Liquid or Grease Spills
28	Into Openings
29	On Same Level
30	Slipped, Did Not Fall
32	On Ice or Snow
33	On Stairs
31	Fall, Slip, Trip, NOC
MOTOR VEHICLE	
40	Crash of Water Vehicle
41	Crash of Rail Vehicle
45	Collision or Sideswipe with Another Vehicle
46	Collision with a Fixed Object
47	Crash of Airplane
48	Vehicle Upset

CODE	DESCRIPTION
MOTOR VEHICLE continued	
50	Motor Vehicle, NOC
STRAIN OR INJURY BY	
52	Continual Noise
53	Twisting
54	Jumping
55	Holding or Carrying
56	Lifting
57	Pushing or Pulling
58	Reaching
59	Using Tool or Machinery
61	Welding or Throwing
97	Repetitive Motion – Carpal Tunnel Syndrome
60	Strain or Injury by, NOC
STRIKING AGAINST OR STEPPING ON	
65	Moving Parts of Machine
66	Object Being Lifted or Handled
67	Sanding, Scraping, Cleaning Operations
68	Stationary Object
69	Stepping on Sharp Object
70	Striking Against or Stepping on, NOC
STRUCK OR INJURED BY	
74	<u>Fellow Worker, Patient, or Other Person</u>
75	Falling or Flying Object
76	Hand Tool or Machine in Use
77	Motor Vehicle
78	Moving Parts of Machine
79	Object Being Lifted or Handled
80	Object Handled by Others
81	Struck or Injured, NOC (Includes Kicked, Stabbed, Bit, and Etc.)
85	Animal or Insect
86	Explosion or Flare Back
RUBBED OR ABRADED BY	
94	Repetitive Motion
95	Rubbed or Abraded, NOC
MISCELLANEOUS CAUSES	
82	Absorption, Ingestion, or Inhalation, NOC
87	Foreign Matter (Body) in Eye(s)
88	Natural Disasters (Earthquake, Hurricane, Tornado, and Etc.)
89	Person in Act of a Crime (Robbery or Criminal Assault)
90	Other Than Physical Cause of Injury
91	Mold
96	Terrorism

98	Cumulative, NOC
CODE	DESCRIPTION
MISCELLANEOUS CAUSES continued	
99	Other-Miscellaneous, NOC

Source: IAIABC/NCCI

https://www.iisprojects.com/WCIO/pub/PNC/WCIO_Cause_Table.pdf

Late Reason Codes (DN77)

Codes	Description
Delays	
L1	No excuse
L2	Late Notification, Employer
L3	Late Notification, Employee
L4	Late Notification, State
L5	Late Notification, Health Care Provider
L6	Late Notification, Assigned Risk
L7	Late Investigation
L8	Technical Processing Delay/Computer Failure
L9	Manual Processing Delay
LA	Intermittent Lost Time Prior to First Payment
Coverage	
C1	Coverage Lack of Information
Errors	
E1	Wrongful Determination of No Coverage
E2	Errors from Employer
E3	Errors from Employee
E4	Errors from State
E5	Errors from Health Care Provider
E6	Errors from Other Claim Administrator/IA/TPA
Disputes	
D1	Dispute Concerning Coverage
D2	Dispute Concerning Compensability in Whole
D3	Dispute Concerning Compensability in Part
D4	Dispute Concerning Disability in Whole
D5	Dispute Concerning Disability in Part
D6	Dispute Concerning Impairment

Source: IAIABC, ANSI A9

Manual Classification Codes (DN59)

Class codes (DN59) are required for insured employers and are optional for self-insured employers. These are California-specific codes from the Workers' Compensation Insurance Rating Bureau (WCIRB) of California. The WCIRB updates these codes annually in January. They are available on the WCIRB website:

https://wcirbonline.org/wcirb/Answer_center/classification_information.html. The National Council on Compensation Insurance (NCCI) class codes are not accepted.

All California businesses are classified using the Standard Classification System found in Part 3 of the WCIRB's Uniform Statistical Reporting Plan, which is part of the California Code of Regulations and is approved by the Insurance Commissioner. The Standard Classification System, which contains approximately 500 industry classifications, describes groups of employers whose businesses are relatively similar. Each classification reflects the type of operations common to that group of employers.

Changes to class codes from the previous year's codes are listed in Memorandum 1 of the Uniform Statistical Reporting Plan, which is found online at https://wcirbonline.org/wcirb/root/pdf/usrp_ic_regs_only.pdf. These changes are published as of January 1 of each year.

All class codes should be submitted to the WCIS using a four-digit alpha-numeric format. The WCIS does not require trading partners to report information on subdivisions of class codes below the four-digit level, such as

- 0038 (1) stock farms, and
- 0038 (2) feed yards.

In this example, only 0038 would need to be reported. Zeros are padded to the left, as the following examples show:

<u>CLASS CODE</u>	<u>DESCRIPTION</u>
<u>0005</u>	<u>Nurseries--propagation and cultivation of nursery stock</u>
<u>0016</u>	<u>Orchards -- citrus and deciduous fruit</u>
<u>0034</u>	<u>Farms--poultry raising</u>
<u>0035</u>	<u>Florists--cultivating or gardening</u>
<u>0036</u>	<u>Farms--dairy farms</u>
<u>0038</u>	<u>Farms--stock farms and feed yards</u>
<u>0040</u>	<u>Farms--vineyards</u>

(Required for insureds; optional for self-insured employers)

CODE	DESCRIPTION
0005	Nurseries--propagation and cultivation of nursery stock
0016	Orchards--citrus and deciduous fruit
0034	Farms-poultry raising
0035	Florists--cultivating or gardening
0036	Farms-dairy farms
0038	Farms-stock farms
0040	Farms-vineyards
0041	Farms-potato crops
0042	Landscape gardening
0044	Farms-cotton farms
0045	Orchards--nut crops
0050	Farm machinery operation
0079	Strawberry crops
0106	Tree pruning, Repairing or Pruning
0171	Farms-field crops
0172	Farms-truck farms
0251	Irrigation, Drainage or Reclamation Works
0400	Cotton merchants--including cotton compressing
1122	Mining--surface
1123	Mining--underground
1124	Mining underground-surface employees
1320	Oil or gas lease operators
1322	Oil or gas wells servicing
1330	Blasting--NOC
1438	Smelting metals, Sintering, Refining, or Alloying--beet or cane
1452	Mining--ore milling
1463	Asphalt works and briquette manufacturing
1624	Quarries
1699	Rock wool manufacturing
1701	Cement manufacturing
1710	Stone crushing
1741	Silica grinding, talc and plaster mills
1803	Stone cutting or polishing
1925	Die casting manufacturing
2002	Macaroni manufacturing
2003	Bakeries and cracker manufacturing
2014	Grain or rice milling
2030	Sugar manufacturing or refining
2063	Creameries and dairy products manufacturing
2081	Butchering

CODE	DESCRIPTION
2095	Meat products manufacturing--NOC
2102	Fruit or vegetable dehydrating
2106	Olive handling and pickle manufacturing
2107	Fruit--fresh fruit packing and handling
2108	Fruit--citrus fruit packing
2109	Fruit--dried fruit packing
2111	Canneries NOC

February, 2006 ~~January 2010~~ (DATE TO BE INSERTED BY OAL
- 12 MONTHS FOLLOWING APPROVAL AND FILING WITH SECRETARY OF STATE)

2113	Canneries-fish
2116	Fruit juice manufacturing
2117	Vegetable or fruit processors-- frozen
2121	Breweries or malt houses
2142	Wineries and vinegar manufacturing
2150	Ice manufacturing or ice dealers
2163	Bottling--beverages
2211	Cotton batting, wadding or waste manufacturing
2222	Spinning or weaving NOC
2362	Knitting--NOC
2402	Textiles
2413	Textiles--finishing
2570	Mattress or box spring manufacturing
2571	Pillow, quilt or cushion manufacturing
2576	Canvas goods manufacturing NOC
2584	Carpet, rug or upholstery cleaning
2585	Laundries NOC
2586	Dry cleaning or dyeing--NOC
2589	Dry cleaning or laundry--- retail
2623	Tanning
2660	Boot or shoe manufacturing or repairing
2683	Bag manufacturing---Traveling bags or hand luggage
2688	Leather goods manufacturing NOC
2702	Logging or lumbering
2710	Sawmills or shingle mills
2727	Log hauling
2731	Planing or moulding mills
2757	Pallet manufacturing, repair or reconditioning-- wood
2759	Box, box shook or container manufacturing-- wood
2790	Pattern or model manufacturing
2806	Door, sash or window manufacturing-- wood
2812	Cabinet manufacturing--- wood
2819	Truss or building components manufacturing--- wood--- shop
2840	Picture frame assembly
2842	Wood products manufacturing--- NOC
2852	Window blind manufacturing. Or assembly--all types
2881	Furniture assembling--other than metal
CODE	DESCRIPTION
2883	Furniture manufacturing---wood
2915	Veneer or veneer products manufacturing NOC
2923	Musical instrument manufacturing--other than metal NOC
3018	Steel making--rolling mills
3022	Pipe or tube manufacturing--not iron or steel
3030	Iron or steel works---structural---shop
3039	Reinforcing steel fabrication---permanent shop or yard
3040	Iron works---non-structural shop
3060	Door or window manufacturing---metal or combined metal and glass
3066	Sheet metal products manufacturing NOC
3070	Computer memory disk manufacturing-- rigid
3076	Furniture manufacturing--metal
3081	Foundries--iron NOC
3082	Foundries--steel castings
3085	Foundries--non-ferrous NOC

3099	Tool manufacturing
3110	Forging works
3131	Tag, button or fastener manufacturing and engraving
3146	Hardware manufacturing NOC
3152	Nail, tack or rivet manufacturing and screen printed merchandise dealers
3165	Air conditioning, solar panel and refrigeration equipment manufacturing
3169	Stove manufacturing
3175	Furnace, heater or radiator manufacturing
3178	Electronic element manufacturing NOC
3179	Electrical apparatus manufacturing NOC
3180	Fixtures or lamp manufacturing—or assembly
3220	Can manufacturing
3241	Wire rope or cable manufacturing—including wire drawing
3257	Wire goods manufacturing NOC
3300	Bed spring or wire mattress manufacturing
3339	Foundries—investment casting
3365	Welding or cutting NOC
3372	Electroplating
3383	Jewelry and clock manufacturing
3400	Metal goods manufacturing NOC
3401	Tube or pipe products manufacturing.—NOC
3501	Machinery manufacturing.—portable tools and lawn care
3507	Machinery or equipment manufacturing
3560	Machinery manufacturing.—commercial food processing equipment
3566	Audio/visual electronic products manufacturing.
3567	Computer or computer peripheral equipment manufacturing.
3568	Electrical connector manufacturing.—NPD
3569	Electric motor manufacturing. Or repair
CODE	DESCRIPTION
3570	Electric tool or appliance manufacturing.—NOC
3572	Medical instrument manufacturing—electronic
3573	Power supply manufacturing.—NPD
3574	Machine manufacturing—office or sewing—NOC
3577	Printed circuit board assembly—by contractor—NPD
3578	Radio or television broadcasting/receiving equipment manufacturing
3579	Telephone or telephone equipment manufacturing.
3612	Pumps or hydraulic apparatus manufacturing. Or repair—NOC
3620	Boilermaking
3632	Machine shops NOC
3634	Valves manufacturing.—NOC
3643	Electric power or transmission equipment
3647	Battery manufacturing—storage
3651	Electrical wire harness manufacturing
3681	Instrument manufacturing
3719	Oil or gas refining units erection
3724	Millwright work NOC and Electrical machinery or auxiliary apparatus
3726	Boiler installation or repair or setting
3805	Aircraft engine manufacturing or rebuilding
3807	Automobile or automobile truck radiator manufacturing
3808	Automobile or motorcycle manufacturing or assembling
3815	Automobile truck or automobile truck trailer manufacturing
3821	Automobile or automobile truck dismantling
3828	Automobile or automobile truck parts rebuilding—including incidental machining—

	N.P.D.
3830	Airplane manufacturing
3831	Machine shops—aircraft component
3840	Automobile, automobile truck or motorcycle parts manufacturing
4000	Sand or gravel digging and salt production
4034	Concrete products manufacturing
4036	Plaster board or plaster block manufacturing
4038	Plaster statuary or ornament manufacturing and taxidermist
4041	Brick or clay products manufacturing NOC
4049	Potteries
4111	Glassware manufacturing--no automatic machines
4112	Integrated circuit and semiconductor wafer manufacturing.
4114	Glassware manufacturing
4130	Glass merchants
4150	Optical goods manufacturing NOC
4239	Paper or pulp manufacturing
4240	Box manufacturing--rigid paper boxes
4243	Box manufacturing--folding paper boxes NOC
4244	Corrugated or fibre board container manufacturing
4250	Paper coating or laminating and printer ribbon manufacturing
CODE	DESCRIPTION
4251	Envelope manufacturing
4279	Paper goods manufacturing NOC
4283	Building or roofing paper preparation
4286	Bag manufacturing.--plastic
4295	Printing--screen printing--all other employees
4297	Photo typesetting
4299	Printing--all other employees
4304	Newspaper publishing or printing--all other employees
4312	Newspaper delivery
4351	Photo engraving
4354	Printed circuit board manufacturing
4360	Motion pictures--development of negatives
4361	Photographers
4362	Motion pictures--film exchanges
4410	Rubber goods manufacturing NOC
4414	Rubber tire manufacturing
4420	Rubber tire recapping
4432	Pen or mechanical pencil manufacturing
4470	Wire rope or cable manufacturing--no wire drawing
4478	Plastic goods manufacturing NOC
4492	Sign manufacturing.--metal, plastic or wood--NOC
4494	Plastics--blow molded products manufacturing.--NOC
4495	Plastics--extrusion molded products manufacturing.--NOC
4496	Plastics--fabricated products manufacturing.--no molding--NOC
4497	Plastics--fiber reinforced plastic products manufacturing.--NOC
4498	Plastics--injected molded products manufacturing.--NOC
4499	Plastics--thermoformed products manufacturing.--NOC
4511	Analytical or testing laboratories
4512	Biomedical research laboratories
4557	Ink, mucilage or polish manufacturing
4558	Paint, varnish or lacquer manufacturing
4567	Lead manufacturing, reclaiming or alloying

4611	Drug or medicine or pharmaceutical manufacturing--NOC
4623	Cosmetic, personal care for perfumery products manufacturing
4635	Oxygen or hydrogen manufacturing
4665	Rendering or fertilizer works
4683	Oil manufacturing or refining--vegetable--NOC
4691	Orthotic or prosthetic device manufacturing.
4692	Dental laboratories
4717	Butter substitutes manufacturing
4720	Soap or synthetic detergent manufacturing
4740	Oil refining--petroleum and asphalt or tar distilling or refining
4771	Explosive manufacturing
4828	Chemical mixing, blending and repackaging
CODE	DESCRIPTION
4829	Chemical manufacturing
4831	Vitamin or food supplement manufacturing.
4922	Magnetic tape manufacturing
4983	Gasket manufacturing
5020	Ceiling installation
5027	Masonry NOC
5028	Masonry NOC
5040	Iron or steel erection--structural
5057	Iron or steel erection NOC
5059	Iron or steel erection--under 3 stories
5102	Iron, steel, brass, bronze or aluminum erection
5107	Door, door frame or pre-glazed window installation
5108	Door installation--overhead doors
5128	Instrument--installation or repair
5140	Electrical wiring
5146	Cabinet sign or fixtures--installation
5160	Elevator erection or repair
5183	Plumbing and refrigeration equipment NOC
5184	Steam pipe or boiler insulation
5185	Automatic sprinkler installation
5186	Automatic sprinkler installation
5187	Plumbing NOC
5190	Electrical wiring
5191	Office machine installation or repair NOC
5192	Vending or coin-operated machines
5195	Communications cabling
5201	Concrete or cement work - sidewalks
5205	Concrete or cement work - sidewalks
5207	Dam construction--concrete
5212	Concrete pumping
5213	Concrete construction NOC
5214	Concrete or cement work
5222	Concrete construction--bridges, chimneys
5225	Reinforcing steel installation
5348	Tile, stone, mosaic or terrazzo work
5403	Carpentry NOC

5432	Carpentry NOC
5436	Hardwood floor laying
5443	Lathing
5446	Wallboard application NOC
5447	Wallboard application NOC
5467	Glaziers
5470	Glaziers
5473	Asbestos abatement
CODE	DESCRIPTION
5474	Painting, decorating or paper hanging
5479	Insulation work NOC
5482	Painting, decorating or paper hanging and waterproofing
5484	Plastering or stucco work
5485	Plastering or stucco work
5506	Street or road construction--paving
5507	Street or road construction--grading
5538	Sheet metal work--erection NOC
5542	Sheet metal work--erection NOC
5552	Roofing
5553	Roofing
5606	Contractors--executive supervisors
5630	Steel framing--light gauge -- residential
5631	Steel framing--light gauge -- residential
5632	Steel framing--light gauge -- commercial
5633	Steel framing--light gauge -- commercial
5645	Carpentry
5650	Termite control work
5697	Carpentry--private residence construction
5951	Serum, anti-toxin or virus manufacturing
6003	Pile driving and bridge or trestle construction -- wood
6011	Dam construction NOC
6204	Drilling NOC
6206	Oil or gas wells--cementing
6213	Oil or gas wells--specialty tool companies
6216	Oil or gas lease work NOC
6218	Excavation NOC
6220	Excavation NOC
6233	Oil or gas pipe line construction
6235	Oil or gas wells--drilling
6237	Oil or gas wells--wireless service company -- instrument lodging
6251	Tunneling
6254	Subway construction--S.C.R.T.D.
6258	Foundation preparation work
6307	Sewer construction
6308	Sewer construction
6315	Water or gas mains or connection construction
6316	Water or gas mains or connection construction
6325	Conduit construction

6361	Canal construction—all operations
6364	Irrigation pipe installation
6400	Fence construction
6504	Confections and food sundries manufacturing or processing
6834	Boat building or repairing
CODE	DESCRIPTION
7133	Railroads--NOC--operation and maintenance
7198	Parcel delivery companies
7207	Stables
7219	Trucking firms, express companies and mobile crane and hoisting service contractors
7232	Mail delivery service companies—U.S. postal service contract
7248	Marine appraisers or surveyors
7272	Water truck service companies
7332	Ambulance services
7360	Freight handlers
7365	Taxicab operations
7382	Bus or limousine operations
7392	Beer or ale dealers - wholesale
7403	Aircraft operation—scheduled, commuter and supplemental— all others
7405	Aircraft operation—scheduled, commuter and supplemental— flying crew
7409	Aircraft operation--agricultural flying crew
7410	Aircraft operation—agricultural— all others
7421	Aircraft operation--transportation of personnel
7424	Aircraft operation--flying crew NOC
7428	Aircraft operation— not agricultural, scheduled or supplemental
7429	Airport operators
7500	Gas works--all operations
7515	Oil or gas pipe line operation
7520	Waterworks--operation
7538	Electric light or power line construction
7539	Electric light or power companies
7580	Sanitary or sanitation districts operation
7600	Telecommunications companies--all employees
7601	Telephone or telegraph line construction
7605	Burglar alarm or sound system installation, service or repair
7606	Cable television companies
7607	Video post production--computer or electronic
7610	Radio, television or commercial broadcasting station
7706	Firefighters — not volunteers
7707	Firefighters — volunteers
7720	Police, sheriffs, constables, etc. — not volunteers
7721	Detective or patrol agencies
7722	Police, sheriffs, constables, etc. - volunteers
7855	Railroad construction—all operations
8001	Stores--florists
8004	Stores--garden supplies--NOC
8006	Stores--groceries and provisions--retail

CODE	DESCRIPTION
8008	Stores—clothing, wearing apparel or dry goods—retail
8013	Stores—jewelry and eyewear
8015	Stores—furniture
8017	Stores—retail NOC
8018	Stores—wholesale NOC
8019	Printing—quick print shops— or photocopying— all employees
8021	Stores—meat, fish or poultry— wholesale
8028	Equipment or machinery rental yards
8031	Stores—meat, fish or poultry— retail
8032	Stores—clothing, dry goods— wholesale
8039	Stores— department stores— retail
8041	Stores—wine or spirits— wholesale
8042	Stores— floor covering
8046	Stores—automobile accessories
8057	Boat dealers
8059	Stores— ceramic tile
8060	Stores— wine, beer or spirits— retail
8061	Stores— groceries and provisions— convenience— retail
8062	Stores— computer— wholesale or retail
8063	Stores— lighting fixtures
8064	Stores— office supplies and stationery
8065	Stores— paint or paint supplies
8066	Stores—bicycles and bicycle accessories
8070	Stores—videotape—rental or sale—retail
8071	Stores— books— retail
8078	Beverage preparation and sandwich shops— not restaurants, bars or taverns
8102	Seed merchants
8103	Wiping cloth or rag dealers
8106	Iron or steel merchants
8107	Machinery dealers NOC
8110	Stores— welding supplies— wholesale or retail
8111	Plumbers' and oil or gas well supplies dealers— wholesale
8113	Oil or gas well supplies— secondhand
8116	Farm machinery dealers
8117	Stores— feed, tack and farm supplies— retail
8204	Building material dealers—secondhand
8209	Vegetables— fresh vegetable and tomato packing
8215	Hay, grain or feed dealers
8227	Construction or erection permanent yards
8232	Lumberyards and building material dealers—commercial
8264	Paper stock and bottle dealers— second-hand
8265	Iron or steel scrap and junk dealers
8267	Machinery and equipment dealers—secondhand
CODE	DESCRIPTION
8278	Racing stables-jockeys
8286	Livestock dealers or commission merchants
8290	Warehouses— self storage

8291	Warehouses — cold storage
8292	Warehouses — general merchandise NOG
8293	Warehouses—furniture
8304	Grain elevators or grain storage warehouses
8324	Automobile gasoline stations
8350	Gasoline or oil dealers--wholesale
8387	Automobile or automobile truck service stations
8388	Rubber tire dealers
8389	Automobile or automobile truck repair shops
8390	Automobile van conversion or customizing
8391	Automobile or automobile truck dealers
8392	Automobile or automobile truck storage or parking
8393	Automobile or automobile truck body and fender repair and painting
8397	Automobile or automobile truck transmission repairing and rebuilding
8400	Motorcycle dealers
8500	Metal scrap dealers
8601	Engineers--consulting and geophysical exploration
8631	Racing stables
8720	Inspection for insurance or valuation NOG
8729	Elevator service-no repair
8740	Apartment or condominium complex operations-property management
8741	Real estate agencies
8742	Salespersons-outside, boy and girl scout councils, newspaper publishing or printing
8743	Mortgage brokers
8745	News agents or distributors of magazines
8748	Automobile or automobile truck salespersons
8755	Labor unions
8800	Mailing or addressing companies
8801	Credit unions
8803	Auditors or accountants
8804	Alcoholic and drug recovery homes
8806	Sheltered workshops — or work activity centers
8807	Newspaper, magazine or book publishing — no printing — editing
8808	Banks
8810	Clerical office employees NOC
8813	Printing operation -- editing
8818	Newspaper publishing or newspaper printing — editing
8820	Attorneys
8822	Insurance companies
8823	Residential care facilities for children
CODE	DESCRIPTION
8827	Homemaker services and public health nursing associations
8829	Nursing homes
8830	Institutional employees
8831	Hospitals--veterinary
8834	Physicians
8838	Museums--all employees

8839	Dentists and dental surgeons
8840	Churches--clergy
8846	Printing—screen printing—editing
8847	Beverage container collection or redemption
8850	Check cashers
8851	Congregate living facilities
8852	Home infusion therapists--all employees
8859	Computer programming or software development
8868	Colleges or schools--private professional
8875	Public colleges or schools
9007	Apartment or condominium complex operation for seniors
9008	Janitorial services
9009	Building operation--commercial properties
9010	Mobile home park operation
9011	Apartment or condominium complex operation — N.O.C.
9015	Building operation and Churches--NOG
9016	Amusement parks or exhibitions--maintenance
9031	Pest control
9033	Housing authorities
9043	Hospitals
9048	Camps—recreational or educational
9050	Hotels
9053	Baths and exercise or health institutes
9059	Day care centers
9060	Clubs—country or golf
9061	Clubs
9066	Homeowners associations
9067	YMCA or YWCA institutions
9069	Clubs--gaming
9070	Residential care facilities for the elderly
9079	Restaurants or taverns
9085	Residential care facilities for the developmentally disabled
9092	Bowling centers, billiard halls and skating centers — all employees
9096	Residential cleaning services
9097	Swimming pool cleaning and servicing
9101	Colleges or schools--private
9151	Theaters--music ensembles
9154	Theaters--not motion picture
CODE	DESCRIPTION
9155	Theaters--motion picture
9156	Theaters—dance, opera and theater companies
9180	Amusement parks or exhibitions - operations and maintenance
9181	Athletic teams or parks
9182	Athletic teams or parks--maintenance
9184	Ski resorts - alpine
9185	Carnivals or circuses
9220	Cemetery operation
9402	Sewer or tank cleaning

9403	Garbage, ashes or refuse collecting
9410	Municipal state or public agency employees
9420	All other municipal state or public agency employees
9422	Road districts or departments
9424	Garbage, ashes or refuse dump operations
9426	Sanitary companies
9501	Painting--shop only
9507	Sign painting or lettering
9516	Television, video, audio and radio equipment installation or service -- shop and outside
9519	Household appliances -- installation
9521	House furnishings, floor coverings -- installation
9522	Upholstering
9529	Scaffolds, shoring, distributing towers, hod hoists or construction elevators and interior/exterior decorating
9549	Advertising companies--outdoor
9552	Sign erection or repair--NOC
9586	Barber shops or beauty parlors
9610	Motion pictures--production
9620	Funeral directors

Source: Worker's Compensation Insurance Rating Bureau (WCIRB)

Payment/Adjustment and Paid to Date (DN85 and DN95) Benefit Type Codes

Settlements are reported using compromised payment benefit type codes 5xx. Examples of settlement types are compromise and release, findings and award, findings and order, and stipulated settlements. See Section M--System Specifications for more details on reporting settlements.

Payment/Adjustment (DN85) Benefit Type Codes Used in the WCIS							
BTC	Code	Description	BTC	Compromised	Payment	Code	Description
			500				Unspecified
			501				Medical
010		Fatal	510				Fatal
020		Permanent Total	520				Compromised Permanent Total
030		Permanent Partial Scheduled	530				Compromised Permanent Partial Scheduled
050		Temporary Total	550				Compromised Temporary Total
070		Temporary Partial	570				Compromised Temporary Partial
090		Permanent Partial Disfigurement	590				Compromised Permanent Partial Disfigurement
240		Employer Paid	524				Compromised Employer Paid

<u>Payment/Adjustment (DN85) Benefit Type Codes that, in most cases, should NOT be sent to the WCIS on recent claims:</u>							
<u>BTC</u>	<u>Code</u>	<u>Description</u>	<u>BTC</u>	<u>Compromised</u>	<u>Payment</u>	<u>Code</u>	<u>Description</u>
021		Permanent Total Supplemental	521				Compromised Permanent Total Supplemental
051		Temporary Total Catastrophic	551				Compromised Temporary Total Catastrophic
080		Employer Liability	580				Compromised Employer Liability
040		Permanent Partial Unscheduled	540				Compromised Permanent Partial Unscheduled

410 <u>Vocational Rehabilitation Maintenance</u>	541 <u>Compromised Vocational Rehabilitation Maintenance</u>
<p>Notes: For injuries that were permanent and stationary on or after 1/1/2005, PD payments have been scheduled using the 2005 Permanent Disability Rating Schedule, so unscheduled payment codes (040, 540) should not be sent.</p> <p>As of 1/1/2009, the vocational rehabilitation program was ended, so codes 410 and 541 are no longer applicable. Payments for the California Supplemental Job Displacement Benefit (SJDB) Program should be sent under DN95, BTC 390.</p>	

<u>Paid to Date/Reduced Earnings/Recoveries (DN95) Benefit Type Codes Used in the WCIS</u>			
<u>BTC</u>	<u>Code Description</u>	<u>BTC</u>	<u>Compromised Payment Code Description</u>
300	<u>Funeral Expenses PTD</u>	430	<u>Unallocated Prior Indemnity Benefits PTD</u>
310	<u>Penalties PTD</u>	440	<u>Unallocated Prior Medical PTD</u>
320	<u>Interest PTD</u>	450	<u>Pharmaceutical PTD</u>
330	<u>Employer's Legal Expense PTD</u>	460	<u>Physical Therapy PTD</u>
340	<u>Claimant's Legal Expense PTD</u>	600-624	<u>Actual Reduced Earnings</u>
350	<u>Total Payments to Physician PTD</u>	650-674	<u>Deemed Reduced Earnings</u>
360	<u>Hospital Costs PTD</u>	800	<u>Special Fund Recovery</u>
370	<u>Other Medical PTD</u>	810	<u>Deductibles Recovery</u>
380	<u>Vocational Rehabilitation Evaluation PTD</u>	820	<u>Subrogation Recovery</u>
390	<u>Vocational Rehabilitation Education PTD</u>	830	<u>Overpayment Recovery</u>
400	<u>Other Vocational Rehabilitation PTD</u>	840	<u>Unspecified Recovery</u>
420	<u>Expert Witness Fees PTD</u>		

Payments for the California Supplemental Job Displacement Benefit (SJDB) Program should be sent under DN95, BTC 390

Industry Codes (DN25)

The industry code should represent the primary nature of the employer's business. If the employer is assigned multiple industry codes, use the code that relates to the specific business operation for which the employee was employed at the time of injury. Both Standard Industrial Classification (SIC) and North American Industry Classification System (NAICS) codes are accepted by WCIS, but NAICS codes are preferred.

Per the IAIABC Release 1 specifications, the industry code (DN25) must be sent as a six-digit alpha-numeric code. According to WCIS data edits, the industry code (DN25) is a Mandatory/Serious data element.

A list of valid industry codes can be found at the U.S. Census Bureau Website <http://www.census.gov/epcd/www/naics.html> SIC codes were last updated in 1987. NAICS codes are updated every five years by the Census Bureau, for example: 1997, 2002, 2007 and 2012.

The DWC encourages trading partners to submit the most recent six-digit North American Industry Classification System (NAICS) codes to the WCIS. For example, for Soy Bean Farming, the 2007 six-digit NAICS code is 111110. If the trading partner does not know the industry to the detailed six-digit level, but can submit the industry code at a higher level of aggregation, then the 2-digit, 3-digit or 4-digit NAICS code should be submitted to the WCIS in alpha-numeric format with zeros padded to the right. Using 2007 NAICS codes as an example:

	<u>NAICS</u>	
<u>6-digit code</u>	<u>111110</u>	<u>Soy Bean Farming</u>
<u>4-digit</u>	<u>111100</u>	<u>Oilseed and Grain Farming</u>
<u>3-digit</u>	<u>111000</u>	<u>Crop Production</u>
<u>2-digit</u>	<u>110000</u>	<u>Agriculture, Forestry, Fishing and Hunting</u>

If 1987 Standard Industrial Classification (SIC) codes are submitted, the four-digit SIC code needs to be joined with the letters "SC" in the last two positions. Four-digit codes without the "SC" suffix will be accepted with error, as there is no way to differentiate between a four-digit SIC and a four-digit NAICS code. For example, for the SIC code "0116 - Soybeans", the trading partner would submit "0116SC" to the WCIS. Note that for SIC codes, the zeros are padded to the left.

Section ~~P O~~: IAIABC Information

The following information about the International Association of Industrial Accident Boards and Commissions (IAIABC) was produced by the IAIABC. It is reproduced here by permission for users' convenience.

Organizations newly implementing an Electronic Data Interchange (EDI) system may need to obtain documents and/or a user agreement from IAIABC. You may contact the IAIABC for further information. Their website address is <http://www.iaiaabc.org/>.

The IAIABC asserts ownership of the intellectual property in the EDI transaction standards. It requires that any organization must obtain a license to use the standards to transmit workers' compensation data to any state (including California). Contact the IAIABC for further information.

~~I. HISTORY OF THE IAIABC AND EDI.....P-2~~

~~II. WHAT IS ELECTRONIC DATA INTERCHANGE (EDI)?.....P-4~~

~~A. STANDARDS.....P-4~~

~~B. SOFTWARE.....P-4~~

~~C. COMMUNICATIONS.....P-5~~

History of the IAIABC and EDI

In April of 1914, just six years after the enactment of the first Workers' Compensation Act in the United States, regulators from federal and state programs gathered in Lansing, Michigan and formed an association. The next year, a Canadian province joined and the International Association of Industrial Accident Boards and Commissions was formed.

Concurrent with the activities of the IAIABC subcommittee reviewing Basic Administrative Information Systems (BAIS), the National Association of Insurance Commissioners (NAIC) established a subcommittee to review the subject of data collection. The NAIC subcommittee was established at the same point in time that the IAIABC subcommittee was compiling the results of the second survey directed to the state agencies. Based upon the similarity of purpose in terms of expanded workers' compensation data collection, a joint working group composed of members of the IAIABC subcommittee and the NAIC subcommittee was formed.

In March of 1991, several carriers and associations met with the IAIABC in an effort to truly standardize the electronic reporting process. The result was the formation of the EDI Steering Committee. This working group within the IAIABC proceeded with the concept of moving the data collection project into an implementation phase. At the same time, a technical working group was established—composed primarily of insurance representatives, state agency personnel, and consultants—who have focused on the detail of defining the data elements and developing the format in which the data can be electronically transferred. This group, after reviewing all the various forms presently filed with state agencies, identified distinct phases that the project would follow. These phases reflect the various generic categories into which the various state reporting forms fell and include:

First Report of Injury—the initial report designed to notify the parties of the occurrence of an injury or illness.

Subsequent Payment Record—Consists of forms which gather information when benefit payments begin, case progress information, and paid amounts by benefit type when the claim is concluded.

Medical Data—Develops more refined data pertinent to the dates of service, diagnostic and procedure codes, and costs associated with the providing of medical care.

Vocational Rehabilitation Data—Monitors the incidence of vocational rehabilitation, the outcomes, and the costs associated with it.

Litigation Data—Reflects the incidence of disputes, issues in dispute, outcome results at various adjudication levels, and system costs related to litigation.

Each of these categories represents a separate project phase for the technical working group. Focusing first on the First Report of Injury (FROI), the working

~~groups were able to create a standard reporting format that served the needs of virtually each one of the state agencies.~~

~~Efforts have also been directed at establishing the same standardized reporting formats for the Proof of Coverage (POC), the reporting of medical information, and the Subsequent Payment Report which contains all those claim derivatives—including the level and type of benefit payments—that occur following the initial reporting of the claim. The transaction standards for FROI and Subsequent Reports have developed into a Release I version of the EDI Implementation Guide.~~

What is Electronic Data Interchange (EDI)?

Electronic Data Interchange (EDI) consists of standardized business practices that permit the flow of information between organizations without the need for human intervention.

Imagine that an ambitious ant wanted to get from your left hand to your right hand. It would be a long journey for a little ant. Imagine next that you held a string between your fingers. The ant could cross that string and get there much faster in that situation. Finally, imagine that you took the two ends of the string and put them together. That is EDI. It is putting together the two points for instant travel.

Using technology enables trading partners to communicate with themselves and their jurisdiction. Someone gathers the information, types it into the computer and the computer does the rest. Information can be routed to the correct system regardless of whether the system resides in the next room or somewhere across the globe.

Electronic Data Interchange is a member of a family of technologies for communicating business messages electronically. This family includes EDI, facsimile, electronic mail, telex, and computer conferencing systems. Technically speaking, EDI is the computer application to computer application exchange of business data in a structured format. In other words, the purpose of EDI is to take information from one company's application and place it in the computer application of another company (or in EDI vocabulary—a trading partner.)

Here are three key components to EDI:

(1) Standards, (2) Software, and (3) Communications.

Standards

Standards have three categories:

Transactions sets—a logical grouping of segments used to convey business data (also referred to as a document). These replace paper documents or verbal requests.

Data dictionary—defines the meaning of individual pieces of information (a.k.a. data elements) within a transaction set.

Systems—an electronic envelope where all of the information resides.

Software

Software solutions for managing the system will be dictated by your communications technology. You will be reprogramming existing systems and purchasing a translator, purchasing an off-the-shelf solution, hiring an outside consultant, or using a 3rd party to collect the data.

~~The EDI translation software component converts the application data to a standard EDI format. The telecommunication software initiates the communication session, establishes protocol, validates security, and transmits the EDI data. The telecommunication network provides the medium to connect two or more computer environments.~~

Communications

~~Communications is the technology that allows data to flow between one computer and another. The EDI telecommunications process involves a computer application to formulate the customized business partner's data. Communications technology is divided into software and network choices. The number of choices depends on the how you choose to implement EDI. The two choices are:~~

~~Communications Technology~~

~~Internal Systems Technology~~

~~The communications software you choose will be dictated by your choice of communications network and whether you are communicating with the same structure or need a translator between systems. The primary objective of communications relative to EDI is to transport information between business partners in a cost effective and efficient manner. A second critical objective is to assure the privacy and confidentiality of the information while it is being electronically exchanged.~~

Section ~~Q~~ Q: EDI Terminology

Abbreviations and AcronymsQ-2

EDI GlossaryQ-3

Abbreviations and Acronyms

Acronyms and Abbreviations	Definition
AK1	A flat file type used for sending detailed acknowledgments
ANSI	American National Standards Institute
DIR	Department of Industrial Relations
BAIS	Basic Administrative Information System
DLSR	Division of Labor Statistics and Research
DOB	Date of Birth
DOI	Date of Injury
DN	Data Number – Identification number assigned to each data element in an IAIABC transaction
DWC	Division of Workers' Compensation
EDI	Electronic Data Interchange
E-mail	Electronic mail
FEIN	Federal Employer Identification Number
FROI	First Report of Injury
FTP	File Transfer Protocol
FTPS	File Transfer Protocol over SSL
IAIABC	International Association of Industrial Accident Boards and Commissions
ICD9	International Classification of Diseases 9 th Revision
IP	Internet Protocol
ISP	Internet Service Provider
JCN	Jurisdiction Claim Number (DN5)
MTC	Maintenance Type Code (DN2)
PGP	Pretty Good Privacy
SIC	Standard Industrial Classification
S/MIME	Secure/Multipurpose Internet Mail Extensions
SROI	Subsequent Report of Injury
SSL	Secure Sockets Layer
TA	Transaction Accepted (without errors)
TE	Transaction Accepted with Errors
TPA	Third Party Administrator
TP	Trading Partner
TR	Transaction Rejected
URL	Uniform Resource Locator
VAN	Value-Added Network
WCAB	Workers' Compensation Appeals Board
WCIRB	Workers' Compensation Insurance Rating Bureau of CA
WCIS	Workers' Compensation Information System

EDI Glossary

Acknowledgment	A file sent from WCIS to a trading partner in order to provide feedback on a first or subsequent report batch from that trading partner. This file indicates whether each transaction was accepted, accepted with errors, or rejected. Applicable error codes are provided for each data element.
Agency Claim Number	Release 1 flat-file name for Jurisdiction Claim Number (JCN), DN5. This claim identifier is generated by WCIS at the time a claim record is first created. It must be provided on most transactions throughout the life of the claim.
ANSI X12	An EDI file format in which data elements are strung together continuously, with special data-element identifiers and separator characters delineating individual data elements and records.
Batch	A group of EDI records in ANSI or IAIABC flat format. Each batch consists of a header record, one or more transaction records containing claim data, and a trailer record.
Benefit Event	An event that triggers a report. Example: Benefits are starting and a first payment is made – an IP Report would be sent.
Benefit Period	an uninterrupted period of benefit payments for a particular benefit code.
Claim Administrator	A self-administered insurer, third party administrator, or self-insured, self-administered employer legally responsible for proper handling of a workers' compensation claims.
Data Element	A piece of information to be included in an EDI file. Examples include date of injury, last name, or Maintenance Type Code (MTC). An IAIABC flat-file data element can also be referenced by its "data number" (DN). For example, the Maintenance Type Code is also referred to as "DN2".
Digital Certificate	Files issued by a certified security authority (such as VeriSign, Inc.), used to verify signatures on digitally signed mail and to send encrypted e-mail. Once the sender and receiver have exchanged valid digital certificates, all e-mail between them can be encrypted automatically.

File Format	The manner in which data elements are organized in a file. The two file formats accepted by WCIS are the IAIABC flat file and the ANSI X12 format.
Flat File	An EDI file format in which data elements are placed in assigned positions within each record. Different records are presented on separate lines of the EDI file. Proprietary flat file standards for use in workers' compensation have been developed by the IAIABC.
First Report of Injury (FROI)	A class of EDI transactions that include the same data provided on the paper First Report of Injury or Illness (California Form 5020).
Jurisdiction Claim Number (JCN)	This claim identifier is generated by WCIS at the time a claim record is first created in the database. It is data element DN5 in the flat-file format. The JCN must be provided on most transactions throughout the life of the claim. In Release 1, this data element is called "Agency Claim Number."
Header Record	The first record in a formatted EDI file, which identifies the sender, receiver, and file format version used. The header and trailer records combine to create an "envelope" surrounding a batch of transactions.
IAIABC	The <u>International Association of Industrial Accident Boards and Commissions</u> , an organization that develops Electronic Data Interchange standards for use in workers' compensation.
Maintenance Type Code (MTC)	The IAIABC flat-file data element that identifies the business objective of a given EDI transaction. (ANSI equivalent is Purpose Code.)
Parallel Phase	The period during which a trading partner's EDI data is cross-analyzed with hard copies.
Pilot Phase	The period during which a trading partner is demonstrating their ability to send data via EDI that is "complete, valid, and accurate" (see WCIS regulations). This stage begins when the trading partner has passed the test stage, and ends

when the trading partner has been approved for Parallel status.

<u>Policy Year</u>	<u>The same policy year as the one reported to the WCIRB (Workers' Compensation Insurance Rating Bureau of California).</u>
Production Phase	The period that begins when a trading partner has demonstrated the ability to send complete, valid, and accurate data for a given class of reports via EDI. This follows successful completion of the test and pilot phases. Claims administrators granted production status for First Reports are no longer required to send paper Employer's Reports (Form 5020) to DLSR. Claims administrators granted production status for Subsequent Reports satisfy the requirement to submit paper Benefit Notices to the Division.
Purpose Code	The ANSI data element that identifies the business objective of a given EDI transaction. (IAIABC flat-file equivalent is <i>Maintenance Type Code, MTC</i> .)
Receiver	The trading partner receiving EDI transmissions.
Release 1	A set of workers' compensation EDI data specifications released by the IAIABC in August, 1995.
Report	Often used synonymously with "transaction".
Sender	The trading partner sending EDI transmissions.
Subsequent Report of Injury (SROI)	A class of EDI transactions that include the types of data provided on California benefit notices. WCIS regulations stipulate when these transactions are required. For example, SROI are to be provided whenever indemnity benefit payments are begun or terminated.
Test Phase	The phase in which a trading partner sends test batches in order to ascertain whether WCIS can read their EDI files. At this phase, WCIS checks the header and trailer record and confirms basic record formats, but does not perform validations on individual data elements. Once this test phase is successfully completed, the trading partner advances to the pilot phase.
Trading Partner	One of the parties exchanging EDI transmissions, either the state jurisdiction, the "claims administrator" (insurer, self-insured employer, or third party administrator), or a collection

of claims administrators. Each trading partner providing data to WCIS is expected to complete a Trading Partner Profile form. One such form can cover multiple Claim Administrators whose data will be combined in transactions and which will be considered together for testing, piloting, and data-quality reports. For example, a parent organization with multiple subsidiary claim administrator organizations may wish to combine all its data into transmissions sent from a central office.

Trailer Record	The last record in a formatted EDI file, which indicates a count of transactions contained within the batch. The header and trailer records combine to create an “envelope” surrounding a batch of transactions.
Transaction	A section of a batch file representing a single first report of injury or a single benefit notice for an individual claim.
Transmission	A file in ANSI or IAIABC flat format containing one or more batches of transactions.

Appendix A: Revised WCIS System Updates

Clarification of issues.....AppA-2

Differences between old and revised WCIS systemsAppA-3

Clarification of Issues:

1. The Payment/Adjustment Paid to Date (DN86) refers to the cumulative paid-to-date amount of the benefit over the life of the claim, including any and all previous calendar years.
2. The revised version of WCIS will continue to accept multiple MTCs for the same claim in the same batch file.
3. MTC DATE: For most transactions, the IAIABC defines the MTC date as the date the “transaction was moved to the transmission queue or flagged for transmission”, except for the following MTCs:
 - a. CO – MTC date of the Original Transaction being corrected that contained non-critical error(s).
 - b. AP – Issue date of a check sent as the initial indemnity benefit payment after acquiring the claim.
 - c. CA – Date the change in Payment/Adjustment amount was effective.
 - d. IP – Issue date of check sent as the initial indemnity benefit payment.
 - e. P1 through PJ – The last date through which indemnity benefits are due.
 - f. PY – Issue date of payment.
 - g. RB – Issue date of the check reinstating indemnity benefits.
 - h. S1 through SJ – The last date through which indemnity benefits are due.
4. Some Payment/Adjustment Codes (DN85) should not be sent to the WCIS on recent claims. Examples are Temporary Total Catastrophic (051) and (551) as well as Employers’ Liability (080) and (580); As of 1/1/2005, Partial Unscheduled (040) and (540); As of 1/1/2009, Vocational Rehabilitation Maintenance (410) and (541).

Differences Between Version 2.1 and Version 3.0 of WCIS:

1. The Receiver zip code for the WCIS is now 94612-1491.
2. The FROI Original (MTC=00) reporting due date is now within 10 business days of claim administrator knowledge of the claim.
3. For the Social Security Number (DN42) and Employer FEIN (DN16), a default value of "000000006" will be accepted if the employee has no SSN/FEIN and a default value of "000000007" will be accepted if the employee or refuses to provide it.
4. On any transaction, the Insurer FEIN (DN6), Third Party Administrator FEIN (DN8), if any, and Claim Administrator Postal Code (DN14) must match what was reported on the Insurer/Claim Administrator ID list for the Sender or the transaction will be rejected.
5. ~~The only transmission mode is now via FTP to the WCIS hosted FTP server.~~

The allowed methods of transmitting data from claim administrators to WCIS are:

- File Transfer Protocol (FTP) over SSL (Secure Sockets Layer), also known as FTPS, or
 - FTPS with PGP (Pretty Good Privacy) encryption.
6. The Policy Number (DN28), Policy Effective Date (DN29), and Policy Expiration Date (DN30) have been added to the FROI data requirement table. They are Conditional/Serious on the FROI 00, 02, 04, AU and CO.
 7. The Payment/Adjustment Weekly Amount, Weeks and Days Paid (DN87, 90 and 91) are Mandatory/Fatal on the SROI IP, AP, FS, CA, CB, RE, Px, Sx, and RB, Conditional/Fatal on the SROI 02, CO, 4P, AN, FN, and UR, and Optional on the SROI CD, 04 and PY.
 8. The Third Party Administrator FEIN (DN8) is now a Conditional/Fatal data element on the FROI and SROI.
 9. The Third Party Administrator Name (DN9) is now a Conditional/Serious data element on the FROI.
 10. The FROI Original (MTC=00) will not be accepted when sent with an Agency/Jurisdiction Claim Number (DN5).
 11. The Payment/Adjustment Paid To Date (DN86), when required, must be greater than or equal to zero.

12. The Payment/Adjustment Start Date and Payment/Adjustment End Date (DN88 and 89), when required, must be a valid date.
13. The Paid To Date/Reduced Earnings/Recoveries Amount (DN96), when required, must be greater than or equal to zero.
14. The Benefit/Adjustment Amount (DN93), when required, must be greater than or equal to zero.
15. The Benefit/Adjustment Start Date (DN94), when required, must be a valid date.
16. The Date of Maximum Medical Improvement (DN70) is now only required on the SROI Final (MTC=FN) and the SROI Upon Request (MTC=UR).
17. The SROI Annual (MTC=AN) and SROI Final (MTC=FN) will now be accepted if a previously reported indemnity benefit is missing in the AN or FN.
18. The SROI Annual (MTC=AN) will now be accepted if a previously unreported indemnity benefit is reported in the AN.
19. Any existing indemnity benefits will automatically be suspended when the FROI Acquired Unallocated (MTC=AU) is accepted.
20. The Secondary Match Logic for transactions other than the FROI Original (MTC=00) and Acquired/Unallocated (MTC=AU) that are sent without an Agency/Jurisdiction Claim Number (DN5) is now based on the Insurer FEIN (DN6) AND the Third Party Administrator FEIN (DN8), if any, AND the Claim Administrator Claim Number (DN15).
21. The Class Code (DN59) table has been deleted from this Guide. Trading partners are referred to the WCIRB class code table available online.
22. The Class Code (DN59) must be a valid WCIRB class code when sent.
23. Final (MTC=FN) reports that are rejected for reporting new indemnity benefits and Annual (MTC=AN) reports that are accepted with error for reporting new indemnity benefits will have the error code 059 (Value not consistent with value previously reported) with DN85 (Payment/Adjustment Code) instead of the error code 063 (Invalid event/sequence relationship) with DN2 (MTC Code).
24. The NAICS code (DN25) table has been updated for 2007 codes.
25. The FN can and should be sent in when a claim is closed, even if no benefits have been paid.
26. The Payment/Adjustment Codes 040, 051, 080, 540, 551 and 580 should not be sent.
27. The parallel phase in Section G-Test, Pilot, Parallel and Production Phases of EDI is now optional.

28. The sequencing edits “Closes must follow opens for the same BTC” and “Update (open) must follow opens for the same BTC” have been removed.
29. The Industry Code (DN25) is now a Mandatory/Serious data element.

Differences Between Old Version 2.0 and Revised Version 2.1 of WCIS:

1. The **Jurisdiction Claim Number** or **JCN** (DN05) has been increased from 12 digits to **22 digits**. The IAIABC rules allow a JCN of 25 characters.
2. The new system will continue to process all older claims submitted and processed prior to the switchover with the original 12 digit JCNs.
3. **Future Payment/Adjustment Start and End Dates** (DN88 and DN89) will be accepted. The edit for error message #37, "**Must be <= MTC Date**", has been removed for DN88 and DN89.
4. **FROI Cancel** (MTC=01) will be accepted after a SROI transaction has been accepted. This process cancels the entire claim, including all FROI and SROI transactions. Even though the IAIABC Release 1 format has no SROI Cancel, this will perform that function. In addition, a 01 Cancel will be able to follow a 04 Denial, as documented in the EDI Guide.
5. **The Release 2 transaction format will no longer be accepted.**
6. **MTC dates** (DN3) must be <= current system date.
7. **IP**: Only one "IP" transaction is allowed for each claim. Since a new benefit can be opened with a "CB" transaction, there is no need to report more than one "IP".
8. **Error Messages**: The February 15, 2002 revised edition of the IAIABC Edit Matrix (<http://www.iaiaabc.org>) error messages (Section 3) has been incorporated in the revised WCIS system.
http://www.iaiaabc.org/EDI/Release1/Release_1_Guide_2_15_02.pdf
9. **M/S**: The following Mandatory/Serious (M/S) data elements, if sent with an invalid or blank USPS Postal Code or an invalid or blank date will result in a "TE" acknowledgment.
 - a. DN23-Employer Postal Code
 - b. DN33-Postal Code of Injury Site
 - c. DN41-Date Reported to Claim Administrator
 - d. DN72-Date of Return/Release to Work (Note: for MTC=RE only)
10. **M/F**: DN14-Claim Administrator Postal Code is now a Mandatory/Fatal (M/F) data element; an invalid or blank USPS Postal Code will result in a "TR" acknowledgment.
11. **C/S**: The following Conditional/Serious (C/S) data element, if sent with an invalid or blank date, will result in a TE acknowledgment.

- a. DN72-Current Return to Work Date (Note: For MTCs = S1 or P1 only).
12. **CD**: The MTC “Compensatory Death” (CD) will automatically close all open BENs.
 13. **RB**: A suspension type MTC, such as S1 or P1, or an equivalent MTC, such as UR or CB, must precede an RB, which can open a new benefit or reopen an old one. An RB following an IP will no longer be accepted. This is consistent with the IAIABC Guide.
 14. **AN/FN**: Must report all previously reported indemnity and non-indemnity benefits. If any of these benefits are missing, the transaction will be rejected. The AN/FN cannot report any new indemnity benefits but can report new non-indemnity benefits. On FN, all previously reported indemnity benefits must be suspended first.*
 15. An AN cannot be used to close claims with indemnity benefits. The proper transaction is an FN, as explained in e-News 7:
<http://www.dir.ca.gov/DWC/WCISenews/WCISen7.htm>
 16. **AN/FN/SROI 04**: Must contain some type of indemnity or non-indemnity payment information.**

*This difference has been revised in Version 3.0. See differences #18 and 23 in the Differences Between Version 2.1 and Version 3.0 of WCIS

**This difference has been revised in Version 3.0. See difference #25 in the Differences Between Version 2.1 and Version 3.0 of WCIS

Appendix B: Revision History – Summary of Principal Changes from Previous Versions

Version 2.1.....AppB-2

Version 2.0.....AppB-3

Version 1.2.....AppB-5

Version 1.1.....AppB-6

Version 1.02.....AppB-7

Version 1.01.....AppB-7

Version 1.00.....AppB-7

Version 3.0

Section A: Updated the FROI Original (MTC=00) reporting requirement from 5 to 10 business days. Removed references to VAN and e-mail transmission options.

Section A: Corrected previous error: Subsequent Reports of Injury (SROIs) are submitted within 15 business days...

Section B: EDI Service Provider information in Section B was expanded to include information from the deleted Section J. The listing of EDI Service Providers is now available online.

Section C: Updated references to new Sections (J,K,L,M,N,O,P) and to listing of EDI Service Providers, which is now provided online. Removed references to VAN and e-mail transmission options.

Section F: Updated Part C2 and C3 of the Trading Partner Profile to use a WCIS-hosted FTP as the sole transmission mode. Included ID list in the Trading Partner Profile, E (Form DWC WCIS TP01 Revised 01/08). Added requirement for reporting claim administrator postal codes in ID list. Updated WCIS zip code to 94612-1491.

Section G: Minor updates and corrections. Removed references to VAN and e-mail transmission options. Removed Crosswalk of Employer's (Form 5020), Doctor's (Form 5021), and EDI First Report.

Section I: FTP transmission mode updated. Removed references to VAN and e-mail transmission options.

Section J: Deleted. Information is available online so it can be updated more easily.

Section K: Renamed Section J. Updated reporting requirement for First Reports of Injury (FROIs) to 10 business days. Corrected previous error: Subsequent Reports of Injury (SROIs) are submitted within 15 business days. Clarified language for Annual (AN) summary and Payment (PY).

Section L: Renamed Section K
Filled in blanks with "optional" in tables
Corrected previous errors:

- DN58 deleted from FROI data requirements.
- Added DN54 to SROI

Changed some data requirements.
Clarified SROI and FROI conditional fields.

Section M: Renamed Section L

Added CA-specific edits for DN5, DN6, DN8 and DN86.

Changed default value on Social Security Number.

Added California-adopted IAIABC Data Elements, sorted various ways.

Section N: Renamed Section M

Clarified 4P, AN and FN reporting.

Clarified advances and settlement reporting.

Made WCIS secondary matching rules more precise.

Corrected Acquired Claims diagram.

Section O: Renamed Section N

Added web links for code lists and make corrections.

Part of Body Codes: Made table easier to read.

Added note about bilateral body part reporting.

Deleted WCIRB class code list, but added online reference.

Added benefit type code tables for Payment Adjustment (DN85) and Paid to Date (DN95) codes to be reported to the WCIS

Added industry code information and online reference.

Section P: Renamed Section O

Section Q: Renamed Section P

Version 2.1

Section A: Deleted sections referring to the variance period for data submission as the variance period has expired.

Section A: Eliminated manual data entry on the World Wide Web as a data transmission option.

Section A: Added File Transfer Protocol (FTP) as a data transmission option.

Section A: Clarified the implementation of EDI by adding an additional step. The Parallel Step now follows the Pilot Step creating a five step process.

Section B: Updated Trading Partner contact information.

Section C: Deleted references to the Release 2 format of EDI.

Section C: Eliminated manual data entry on the World Wide Web as a data transmission option.

Section D: Updated Labor Codes 138.6 and 138.7.

Section E: Updated WCIS regulations.

Section E: Replaced regulations pertaining to WCIS and First Reports of Injury with web-site addresses where regulations are posted.

Section E: Added Industry Code (DN25) to the list of required FROI data elements.

Section E: Removed Current Date Disability Began (DN144) from the list of required SROI data elements.

Section F: Deleted references to the Release 2 format of EDI.

Section F: Deleted reference to using the web site to submit claims data to the WCIS.

Section G: Added Parallel Phase to EDI transmission steps.

Section G: Updated Trading Partner contact information.

Section H: Deleted references to the Release 2 format of EDI.

Section J: Updated information on providers of EDI-related services.

Section K: Deleted references to the Release 2 format of EDI. Clarified language concerning criteria for submitting final (FN) and annual (AN) Subsequent Reports of Injury.

Section L: Deleted Release 2 data elements and references to the Release 2 format of EDI and deleted FROI UR data requirements.

Section L: Changed Social Security Number (DN42) from Conditional/Minor to Mandatory/Serious and added Industry Code (DN25) as a Conditional/Serious data element.

Section M: Deleted Release 2 data edits and references to the Release 2 format of EDI.

Section N: Deleted duplicate batch logic from the general rules for transaction processing and sequencing. Deleted Release 2 Maintenance Type Codes and references to the Release 2 format of EDI.

Section O: Updated Part of Body Codes for Subsequent Reports of Injury.
Section Q: Updated abbreviations and acronyms. Deleted references to the Release 2 format of EDI.

Appendix A: Deleted duplicate batch logic and references to the Release 2 format of EDI.

Version 2.0

Section B: Updated the contact information.

Section C: Language in sub-section 4 was updated to reflect the fact that Release 1 is the preferred file format even though WCIS still supports the Release 2 format.

Section C: Language in sub-section 7 was deleted on how to apply for a variance (delay) as the time deadline for requesting a variance has passed.

Section C: Modified title of current sub-section 7.

Section G: Updated contact information on where to get Trading Partner (TP) Profile forms and where to send the completed form.

Section G: Deleted the section that refers to a variance period as the variance period has expired.

Section G: Updated contact information on where the paper forms will be sent for parallel pilot phase.

Section G: Added two transmission mode options: Integrator and File Transfer Protocol (FTP).

Section G: Added a reference pointing to the February 15, 2002 version of the IAIABC Edit Matrix for information on error messages.

Section H: This section was modified to indicate that the mandatory switch to Release 2 has been postponed indefinitely.

Section H: Added information on the specific version of ANSI X12 that is compatible with WCIS.

Section I: Added detailed information on the FTP transmission mode option.

Section J: Corrected information on providers of EDI-related services.

Section K: Corrected the Trigger Event table to reflect a change in the revised WCIS system that Release 2 “AQ” MTC is not accepted. Alternatively, an “AU” MTC now needs to be sent.

Section L: Updated the Conditional Rules and Implementation Notes FROI: Release 1 and Release 2 data requirements Tables (See “Condition FROI” worksheet) to reflect that the Release 2 “AQ” MTC is not accepted in the revised WCIS system.

Section M: California-specific edits, noted in previous Implementation Guides as “planned edits”, are adopted.

Section N: Updated to indicate that First Reports and Subsequent reports cannot be sent together in a single batch for Release 2 files.

Section N: Updated to reflect the various differences between the revised WCIS system and the old system. This information was included in ENEWS #36 and #37. It is also detailed in Section R. Please note:

- For new claims submitted to the revised WCIS system, TPs will receive a new JCN that will be 22 digits. Existing claims will continue to keep the original 12 digit JCN. Duplicate batches will not be processed. A duplicate batch has the same Sender ID (DN98), Date Transmission Sent date (DN100), and Time Transmission Sent time (DN101) as an earlier batch received and processed by WCIS.

- The MTC date must be less than or equal to the current date.
- Rules that apply to Release 2 “AQ” transactions have been removed.
- Only one “IP” transaction for the same claim will be allowed.
- Medical-only claims with no indemnity payments may be closed with an “AN” MTC (must include a Claim Status = “closed”. “FN” MTC not required to close this type of claim.

- ANSI X12 “ANs” must include the proper ANSI “frequency code”.
- Transaction-level MTC rule for “FS” MTC: Must contain benefit record with BTC [Payment/Adjustment Code](#)=240 or 524.

- Secondary Match for FROIs, other than “AU” transactions, also applies to SROIs.

- Compensatory Death MTC automatically closes all Indemnity Benefits (BENs). MTCs that open these closed BENs will be rejected.

Section O: Updates to various code tables.

Section P: Removed the IAIABC EDI implementation Guide Order form as a free downloadable version is posted on the IAIABC web site.

Section P: Removed explanation of differences between Release 1 and Release 2 data formats.

Section Q: Deleted the description of full variance as the variance period has expired.

Appendix A: New section added to detail differences that TPs need to note between the former and revised WCIS systems and past issues that may need clarification.

Version 1.2

Section A: Updated information on paper reporting requirements to the Division of Labor Statistics and Research (DLSR) during production phase.

Section B: Added description of WCIS e-News that is the WCIS e-mail newsletter.

Section C: Added information on obtaining from the IAIABC a license to use the EDI transaction standards for transmitting data to a state.

Section E: Added copy of letter from Department of Industrial Relations (DIR) stating that fulfilling the requirements of the WCIS regulations regarding transmission of First Reports satisfies the obligation to send paper Employer's Reports (Form 5020) to DLSR. Added DLSR regulations pertinent to the filing of first reports.

Section F: E-mail address of State updated in Section D of Trading Partner Profile Form.

Section G: Information on paper reporting requirements to DLSR during production phase updated. Submission requirement of paper Doctor's First Report (Form 5021) to WCIS during piloting phase changed to optional. Added that ANSI Trading Partners receive 997 Functional Acknowledgment in addition to 824 Detailed Acknowledgment. References to Section I – Transmission Modes added for e-mail and web site Trading Partners. Statements that web site users be able to receive e-mail acknowledgments removed. Piloting procedures clarified.

Section H: Modified to indicate that the ANSI X12 file format for First and Subsequent Reports of Injury Release 2 will be accepted as soon as an implementation guide has been approved by *either* ANSI or IAIABC. Updated WCIS schedule of Supported Transactions.

Section I: Clarified the fact that the Division of Workers' Compensation (DWC) will not pay VAN charges for either incoming or outgoing EDI transmissions. Added specific steps on how to send data as an e-mail attachment or through DWC's website.

Section J: Added new EDI service providers to listing.

Section K: Added Release 1 Subsequent Report table.

Section L: Added Release 1 Subsequent Report table of required data elements and updated data requirements.

Section M: Planned edit on Claim Administrator Claim Number (DN15) removed.

Section N: Deleted reference to CO being preceded by an error message. Also deleted paragraph stating that claims administrators can only update First Report Data elements. Added Benefit Processing Rules and clarified sequencing rules for First and Subsequent Reports. Fixed matching rules table to indicate that Jurisdiction Claim Number must currently be provided on MTC=01, 02, CO, and all subsequent reports. Clarified description of when secondary match data are used.

Section O: Added footnote to table of Employee Mailing Country Codes. Added code 99 – whole body – to Part of Body code list.

Section P: Added information on obtaining from the IAIABC a license to use the EDI transaction standards for transmitting data to a state.

Section Q: Added section on EDI Terminology.

Version 1.1

Sections A and C: Includes minor updates to reflect final regulations.

Section E: Contains updated WCIS regulations, as approved by the California Office of Administrative Law on October 6, 1999.

Section F: Includes a new subsection on who needs to complete the Trading Partner Profile form.

Section G: Introductory paragraph added. Updated to reflect current regulations.

Section J: Includes updated list of EDI service providers.

Section K: Specifies which Maintenance Type Codes are not accepted by WCIS.

Section L: Minor updates to data element requirements and conditional statements.

Section N: Updated “Matching Rules and Processes” table, and revised explanation in “Changed or Corrected Data”.

Section O: Removed code lists for Application Acknowledgment Code, Denial Reason Code, and Employment Status Code.

Version 1.02

Reporting deadlines have been revised throughout to match new timeline in proposed regulations dated June 22, 1999.

Section G: Test, pilot, production process has been revised to provide simpler and more efficient movement through early phases of testing.

Section H: WCIS support for Release 2 file formats has been changed, reflecting recent IAIABC approval of an ANSI X12 format for First and Subsequent Reports of Injury, Release 2.

Version 1.01

Includes revised regulations, removing from the current rulemaking the requirements to submit Medical Bill/Payment Reports.

References to medical reporting requirements are eliminated from throughout the current implementation materials.

Version 1.00

The version previous to 1.00 was not numbered, but was released in February, 1999. Version 1.00 includes substantial modifications throughout. The most significant of these are:

WCIS support for all Maintenance Type Codes has been added.

A schedule has been added indicating what file formats (Release 1, Release 2, flat-file, ANSI X12) will be supported and when.

Test, pilot, and production process has been specified.

California-specific data edits have been specified.

Matching rules and processes have been specified.

Transaction sequencing requirements have been specified.

Processing of acquired claims transactions has been specified.

Lists of valid codes have been added.